

BOARD OF EUREKA COUNTY COMMISSIONERS

Rich McKay, Chairman
Marty Plaskett, Vice Chair

P.O. Box 540 * Eureka, Nevada 89316 * Telephone: 775-237-5263
Posted on or before March 27, 2025

Mike Schoenwald, Member
Kathy Bowling, Clerk

NOTICE IS HEREBY GIVEN that the Board of Eureka County Commissioners will meet pursuant to law on April 1, 2025, at 9:30 a.m., in the Board Room at the Crescent Valley Town Hall located at 5045 Tenabo, Ave, Crescent Valley, NV. Note: The meeting will be available telephonically for LISTENING PURPOSES ONLY. To listen to the meeting by phone please dial 1-415-655-0003 with passcode 24986118528##. Please make sure that your phone is muted upon connection. It is not necessary to announce that you are participating in the meeting. No public comment will be taken from phone participants. The Eureka County Commissioners' Chambers, located at 10 South Main Street, Eureka, NV, will be open to the public and connected via the interactive video conferencing system.

AGENDA

9:30 - CALL TO ORDER

1. Approval of the agenda notice with addition of any emergency item and/or deletion of any item. *Unless otherwise stated, items may be taken out of the order presented on the agenda, in the direction of the Chair. (For Possible Action)*
2. Pledge of Allegiance.

9:35 - PUBLIC COMMENT

1. Public comment and discussion. *Notice: No action may be taken on a matter raised under this item until the matter has been specifically included on an agenda as an item upon which action will be taken. Public comments may be limited to three (3) minutes per person. Public comment may be allowed on "Action" items, in addition to the two times specified on the agenda. (Discussion)*
2. Consider items requiring action to be placed on the agenda for the next regular meeting. *Notice: The public is welcome to request agenda items for future meetings during the Public Comment period or may consult with one or more of the Board of Commissioners to request agenda items for future meetings. (Discussion)*

9:40 - APPROVAL OF MINUTES

1. Approval of the minutes of March 4th and 18th, 2025, Commission meetings. **(For Possible Action)**

9:45 - COUNTY COMPTROLLER – Kim Todd, Comptroller

1. Payment of expenditures. *Notice: Expenditures received after action has been taken under this Comptroller section may be presented and acted upon throughout the day. (For Possible Action)*
2. Review Fund Balance Report. **(Discussion)**

9:55 - COMMISSIONERS

1. Discuss legislation being considered by the Nevada Legislature at their upcoming 2025 Session. No position on legislation will be taken by the Board at this time. **(Discussion)**
2. Discuss and consider making changes to the Eureka County Library, MyBrary Contract for fiscal year 2025-2026. *Note: The currently submitted contract has a total increase of \$5,895.00 from the prior fiscal year contract. (For Possible Action)*

10:00 – SHERIFF-Miles Umina, Sheriff

1. Swearing in Ceremony of newly appointed Sheriff, Miles Umina. **(Discussion)**
2. Report on Sheriff's Office projects and activities. **(Discussion)**
3. Discuss, approve or deny a proclamation from the Nevada Donor Network, declaring April 2025 as Donate Life Month. **(For Possible Action)**
4. Announcement that the annual walk-through and inspection of the Crescent Valley Substation will be conducted upon adjournment of the meeting. *Note: No deliberation or action will take place during this annual walk-through and inspection.* **(Discussion)**

10:20– VITALITY UNLIMITED – Ester Quilici, CEO

1. Presentation by Ester Quilici on the services available to Eureka County by Vitality Unlimited, an organization that provides Behavioral Health and Substance use treatment in Northern Nevada. **(Discussion)**

10:30 – CENTRAL NEVADA HEALTH DISTRICT – Daren Winkelman, Administrator

1. Report on the Central Nevada Health District. **(Discussion)**

10:40 - TREASURER- Pernecia Johnson, Treasurer

1. Review Treasurer's Report for February 2025. **(Discussion)**

10:45 - IT-Misty Rowley, IT Director

1. Update on IT projects and activities. **(Discussion)**
2. Discuss, approve or deny order number# 020519 Version 1, from Quest for the replacement of an access point transceiver at Crescent Valley Townhall, in an amount not to exceed \$3,467.10 utilizing funds budgeted for capital outlay (010-018-55010-000) in the Technology Support budget. Authorize the IT Director to sign the quote outside of the meeting. **(For Possible Action)**
3. Discuss, approve, or deny order number# OD-159437 from N-Able for a one-year subscription of remote management and monitoring services at an annual cost of \$10,767.50. Authorize the IT Director to sign outside of the meeting and add and remove additional licenses as needed. **(For Possible Action)**

10:50 - HUMAN RESOURCES-Tasha Dunlap, Human Resources Director

1. Report on Human Resources projects and activities. **(Discussion)**

10:55- EMS- Nichole Cooley

1. Discuss, approve, or deny the appointment of a new medical director at the cost of \$500 a month as our current director is retiring. **(For Possible Action)**

11:00 – ROAD DEPARTMENT -Raymond Hodson, Assistant Public Works Director

1. Report on Road Department projects and activities. **(Discussion)**

11:10– PUBLIC WORKS – Jeb Rowley, Public Works Director

1. Report on Public Works projects and activities. **(Discussion)**
2. Discuss, approve or deny out-of-state travel for a Road Department employee/mechanic to travel to Arizona for Power Generation Training, December 8-11, 2025. **(For Possible Action)**
3. Discuss, approve or deny ratifying a 3/4-inch residential water meter and service application to serve APN# 002-016-06 in the Town of Crescent Valley. **(For Possible Action)**
4. Discuss, approve or deny ratifying a 3/4-inch residential water meter and service application to serve APN# 002-018-15 in the Town of Crescent Valley. **(For Possible Action)**

11:20 -NATURAL RESOURCES – Jake Tibbits, Natural Resources Director

1. Report on current and emerging natural resource issues affecting Eureka County. **(Discussion)**
2. Discuss and consider commenting to NV Division of Environmental Protection Bureau of Mining Regulation and Reclamation on the Proposed Leeville Infiltration Project Water Pollution Control Permit NEV2002105. **(For Possible Action)**

11:30 – FISCAL YEAR 2025-2026 BUDGET

1. Review budgets and discuss, approve or deny sending the Fiscal Year 2025-2026 Tentative Budget for filing with the Nevada Department of taxation. *Note: Pursuant to NRS 354.596, Tentative Budgets must be filed on or before April 15, 2025, for the following Eureka County entities: Eureka County, Eureka Town, Crescent Valley Town, Devil’s Gate GID, Diamond Valley Rodent District, Diamond Valley Weed District and Eureka Television District. (For Possible Action)*
2. Set date and time for the public hearing to consider changes to the Tentative Budget for Fiscal Year 2025-2026. *Pursuant to NRS 354.596(4) this budget hearing must be held no sooner than the third Monday in May and no later than the last day in May. The Commissioners will meet on May 20, 2025. (For Possible Action)*

11:45 – CORRESPONDENCE

1. Review correspondence. **(Discussion)**
2. Commissioner reports on **pertinent** correspondence or other matters. **(Discussion)**

11:50 - PUBLIC COMMENT

1. Public comment and discussion. *Notice: No action may be taken on a matter raised under this item until the matter has been specifically included on an agenda as an item upon which action will be taken. Public comment may be limited to three (3) minutes per person. Public comment may be allowed on “Action” items, in addition to the two times specified on the agenda. (Discussion)*
2. Consider items requiring action to be placed on the agenda for the next regular meeting. *Notice: The public is welcome to request agenda items for future meetings during the Public Comment period or may consult with one or more of the Board of Commissioners to request agenda items for future meetings. (Discussion)*

12:00 – ADJOURNMENT

1. Adjournment of meeting.

Supporting materials for this meeting may be requested by contacting the Commissioners’ office, PO Box 540, Eureka, NV 89316, by calling (775) 237-5263 or faxing (775) 237-5614. All times listed on the agenda are approximate. Items may be taken out of the order presented on the agenda. Items may be removed from the agenda prior to, or during, the meeting. Related items may be combined for discussion or action. The phrase “(For Possible Action)” means the Board may, but is not required to, act on the item. This agenda was posted in Eureka at: County Courthouse; County Administrative Facility (Annex); US Post Office; and public bulletin board at 10 S. Main Street. This agenda was posted electronically at Eureka County’s website (<https://events.eurekacountynev.gov/meetings>) and Nevada’s public notice website (www.notice.nv.gov). Notice to persons with disabilities: If you require special assistance, please notify the Commissioners’ Office prior to the meeting at the email address, mailbox, phone number or fax number listed above.

BOARD OF EUREKA COUNTY COMMISSIONERS

Rich McKay, Chairman
Marty Plaskett, Vice Chair

P.O. Box 540 * Eureka, Nevada 89316 * Telephone: 775-237-5263

Mike Schoenwald, Member
Kathy Bowling, Clerk

NOTICE OF CANCELLATION OF THE APRIL 1, 2025, REGULARLY SCHEDULED COMMISSION MEETING

The Eureka County Board of Commissioners finds it necessary to **CANCEL** the regularly scheduled Commission meeting of April 1, 2025. The meeting of the County Board of Commissions was set to begin at 9:30 a.m. in the Commissioners' Chambers of the County Courthouse located at 10 South Main Street in Eureka. An additional meeting will be held on April 1, 2025, at the Crescent Valley Town Hall Board Room, located at 5045 Tenabo Avenue, Crescent Valley, NV. The additional meeting is set to begin at 9:30 a.m. *Note: The Eureka County Commissioners' Chambers, located at 10 South Main Street, Eureka, NV, will be open to the public and connected to the meeting held on April 1, 2025 in Crescent Valley, NV via the interactive video conferencing system.*

If you have questions or would like more information please contact the Commissioners' office at CountyCommission@eurekacountynv.gov, PO Box 540, Eureka, NV 89316, by calling (775) 237-5263 or faxing (775) 237-5614. This notice was posted in Eureka at: County Courthouse; County Administrative Facility (Annex); US Post Office; and public bulletin board at 10 S. Main Street. This notice was posted electronically at Eureka County's website (<https://events.eurekacountynv.gov/meetings>) and Nevada's public notice website (www.notice.nv.gov). Notice to people with disabilities: If you require special assistance, please notify the Commissioners' Office prior to the meeting at the email address, mailbox, phone number or fax number listed above.



Commissioner Approval Report By Fund

Payment Dates 3/19/2025 - 4/1/2025

Vendor Name	Payment Number	Post Date	Description (Item)	Account Number	Amount
Fund: 010 - GENERAL FUND					
Department: 001 - COUNTY COMMISSIONERS					
XEROX CORPORATION	109973	04/01/2025	Machine Maint.	010-001-53010-242	26.07
LP INSURANCE SERVICES LLC	109923	04/01/2025	Broker Insurance Fee	010-001-52010-000	128.57
SCHOENWALD, MICHAEL	109948	04/01/2025	BOCC Meeting	010-001-53010-370	206.60
EUREKA COUNTY ALUMNI AS...	109886	04/01/2025	Annual Dinner and Palooza Fu...	010-001-53010-085	2,500.00
EUREKA JUVENILE PROBATION...	109888	04/01/2025	Grad Night 2025 Donation	010-001-53010-085	1,000.00
EUREKA VOLUNTEER FIREMEN	109890	04/01/2025	4th of July Fireworks	010-001-53010-085	8,901.50
EUREKA RESTORATION ENTER...	109889	04/01/2025	Flower Baskets and Flowers M...	010-001-53010-085	4,000.00
Department 001 - COUNTY COMMISSIONERS Total:					16,762.74
Department: 002 - TREASURER					
ULINE	109963	04/01/2025	OFFICE SUPPLIES	010-002-53010-300	169.39
XEROX CORPORATION	109973	04/01/2025	MACHINE MAINTENANCE	010-002-53010-242	15.54
THE EUREKA COUNTY STAR	109958	04/01/2025	LEGAL ADVERTISING	010-002-53010-220	71.69
BNY MELLON - BANK OF NEW ...	109877	04/01/2025	BNY INVESTMENT FEES	010-002-53010-087	657.45
QUILL CORPORATION	109938	04/01/2025	OFFICE SUPPLIES	010-002-53010-300	23.12
LP INSURANCE SERVICES LLC	109923	04/01/2025	Broker Insurance Fee	010-002-52010-000	128.57
RESERVE ACCOUNT	109945	04/01/2025	FEB 20 - MAR 26 POSTAGE	010-002-53010-318	2.76
RESERVE ACCOUNT	109945	04/01/2025	FEB 20- MAR 26 POSTAGE	010-002-53010-318	965.94
Department 002 - TREASURER Total:					2,034.46
Department: 003 - RECORDER					
AT&T MOBILITY	109874	04/01/2025	Phone	010-003-53010-360	42.24
RUBY MOUNTAIN NATURAL S...	109947	04/01/2025	Water for office	010-003-53010-300	28.50
LP INSURANCE SERVICES LLC	109923	04/01/2025	Broker Insurance Fee	010-003-52010-000	214.29
GREGORY INSURANCE AGENCY	109901	04/01/2025	Notary Bond	010-003-53010-000	112.50
RECORDERS ASSN OF NEVADA	109941	04/01/2025	2025 membership dues	010-003-53010-370	60.00
RESERVE ACCOUNT	109945	04/01/2025	FEB 20 - MAR 26 POSTAGE	010-003-53010-318	19.36
RECORDERS ASSN OF NEVADA	109941	04/01/2025	2025 Recorder Assoc Dues	010-003-53010-370	60.00
Department 003 - RECORDER Total:					536.89
Department: 004 - ASSESSOR					
AT&T MOBILITY	109874	04/01/2025	Phone	010-004-53010-360	49.43
LP INSURANCE SERVICES LLC	109923	04/01/2025	Broker Insurance Fee	010-004-52010-000	171.43
RESERVE ACCOUNT	109945	04/01/2025	FEB 20- MAR26 POSTAGE	010-004-53010-318	59.14
Department 004 - ASSESSOR Total:					280.00
Department: 006 - HUMAN RESOURCES					
XEROX CORPORATION	109973	04/01/2025	Xerox invoice 3/25	010-006-53010-242	27.86
AT&T MOBILITY	109874	04/01/2025	Phone	010-006-53010-360	49.43
LP INSURANCE SERVICES LLC	109923	04/01/2025	Broker Insurance Fee	010-006-52010-000	42.86
Department 006 - HUMAN RESOURCES Total:					120.15
Department: 010 - ELECTION					
RESERVE ACCOUNT	109945	04/01/2025	FEB 20 - MAR 26 POSTAGE	010-010-53010-318	54.51
Department 010 - ELECTION Total:					54.51
Department: 011 - COMPTROLLER					
AT&T MOBILITY	109874	04/01/2025	Phone	010-011-53010-360	45.24
QUILL CORPORATION	109938	04/01/2025	Refund for armless chair lost	010-011-53010-300	-119.67
LP INSURANCE SERVICES LLC	109923	04/01/2025	Broker Insurance Fee	010-011-52010-000	128.57
QUILL CORPORATION	109938	04/01/2025	Office Chair	010-011-53010-300	122.39
QUILL CORPORATION	109938	04/01/2025	Office Supplies	010-011-53010-300	124.76
Department 011 - COMPTROLLER Total:					301.29
Department: 015 - BUILDINGS & GROUNDS					
HOME DEPOT CREDIT SERVICE	109906	04/01/2025	REPAIRS/MAINT	010-015-53740-330	92.94
HOME DEPOT CREDIT SERVICE	109906	04/01/2025	REPAIRS/MAINT	010-015-53729-330	1,979.07

Commissioner Approval Report

Payment Dates: 3/19/2025 - 4/1/2025

Vendor Name	Payment Number	Post Date	Description (Item)	Account Number	Amount
ULINE	109963	04/01/2025	JANITORIAL SUPPLIES	010-015-53010-000	33.75
ULINE	109963	04/01/2025	JANITORIAL SUPPLIES	010-015-53718-195	33.75
QUILL CORPORATION	109938	04/01/2025	SUPPLIES	010-015-53710-195	31.80
QUILL CORPORATION	109938	04/01/2025	SUPPLIES	010-015-53715-195	31.80
QUILL CORPORATION	109938	04/01/2025	SUPPLIES	010-015-53730-195	31.80
QUILL CORPORATION	109938	04/01/2025	SUPPLIES	010-015-53762-195	31.80
QUILL CORPORATION	109938	04/01/2025	JANITORIAL SUPPLIES	010-015-53707-330	15.79
QUILL CORPORATION	109938	04/01/2025	JANITORIAL SUPPLIES	010-015-53707-330	34.20
HOME DEPOT CREDIT SERVICE	109906	04/01/2025	REPAIRS/MAINT	010-015-53722-330	15.88
SUBURBAN PROPANE - ELY	109953	04/01/2025	Propane-Diamond Valley Fire	010-015-53766-160	383.11
SYSCO INTERMOUNTAIN FOOD	109956	04/01/2025	SUPPLIES	010-015-53740-195	367.51
HOME DEPOT CREDIT SERVICE	109906	04/01/2025	REPAIRS/MAINT	010-015-53729-330	270.95
SUBURBAN PROPANE - ELY	109953	04/01/2025	Propane	010-015-53769-160	306.97
SUBURBAN PROPANE - ELY	109953	04/01/2025	Fairgrounds-Propane	010-015-53771-160	236.09
SUBURBAN PROPANE - ELY	109953	04/01/2025	Propane-Pool	010-015-53750-160	1,295.26
SUBURBAN PROPANE - ELY	109953	04/01/2025	Propane - Justice Facility	010-015-53730-160	1,353.97
QUILL CORPORATION	109938	04/01/2025	Janitorial - All Buildings	010-015-53710-195	7.19
QUILL CORPORATION	109938	04/01/2025	Janitorial - All Buildings	010-015-53715-195	7.19
QUILL CORPORATION	109938	04/01/2025	Janitorial - All Buildings	010-015-53730-195	7.20
QUILL CORPORATION	109938	04/01/2025	Janitorial - All Buildings	010-015-53762-195	7.20
HOME DEPOT CREDIT SERVICE	109906	04/01/2025	REPAIRS/MAINT	010-015-53718-330	57.30
MT WHEELER POWER INC	109926	04/01/2025	11 N Main St-Caboose	010-015-53760-105	36.00
MT WHEELER POWER INC	109926	04/01/2025	31 S Main St	010-015-53740-105	870.47
MT WHEELER POWER INC	109926	04/01/2025	701 S Main St	010-015-53715-105	974.29
MT WHEELER POWER INC	109926	04/01/2025	Clinic	010-015-53718-105	810.86
MT WHEELER POWER INC	109926	04/01/2025	Eureka Fire Station	010-015-53751-105	397.86
MT WHEELER POWER INC	109926	04/01/2025	DV Fire Station	010-015-53766-105	387.70
MT WHEELER POWER INC	109926	04/01/2025	Ambulance Bay	010-015-53769-105	159.56
MT WHEELER POWER INC	109926	04/01/2025	Sheriffs Office	010-015-53730-105	950.52
MT WHEELER POWER INC	109926	04/01/2025	Fairgrounds Lg Arena	010-015-53771-105	38.77
MT WHEELER POWER INC	109926	04/01/2025	Fairgrounds Horseshoe Pits	010-015-53771-105	192.27
MT WHEELER POWER INC	109926	04/01/2025	Senior Center	010-015-53729-105	541.55
MT WHEELER POWER INC	109926	04/01/2025	Library	010-015-53762-105	233.79
MT WHEELER POWER INC	109926	04/01/2025	Courthouse	010-015-53710-105	4,062.19
MT WHEELER POWER INC	109926	04/01/2025	Museum	010-015-53745-105	400.64
MT WHEELER POWER INC	109926	04/01/2025	Swimming Pool	010-015-53750-105	5,300.53
MT WHEELER POWER INC	109926	04/01/2025	Security Lights	010-015-53774-105	327.92
MT WHEELER POWER INC	109926	04/01/2025	Airport	010-015-53707-105	260.64
MT WHEELER POWER INC	109926	04/01/2025	Airport Security	010-015-53707-105	148.58
SUBURBAN PROPANE - ELY	109953	04/01/2025	EU Senior Center	010-015-53729-160	188.79
SUBURBAN PROPANE - ELY	109953	04/01/2025	Propane-Pool	010-015-53750-160	1,155.76
SUBURBAN PROPANE - ELY	109953	04/01/2025	Propane-Airport	010-015-53707-160	805.25
VOGUE LINEN-UNIFORM RENT	109966	04/01/2025	COURT HOUSE CONTRACT SE...	010-015-53710-058	22.10
VOGUE LINEN-UNIFORM RENT	109966	04/01/2025	CONTRACT SERVICES-ANNEX	010-015-53715-058	141.04
VOGUE LINEN-UNIFORM RENT	109966	04/01/2025	CLINIC CONTRACT SERVICES	010-015-53718-058	54.11
VOGUE LINEN-UNIFORM RENT	109966	04/01/2025	OPERA HOUSE CONTRACT SE...	010-015-53740-058	14.43
WELLS PROPANE	109971	04/01/2025	Propane - Dunphy Fire Station	010-015-53767-160	535.34
WELLS PROPANE	109971	04/01/2025	PROPANE	010-015-53720-160	113.39
WELLS PROPANE	109971	04/01/2025	Propane - Beowawe Fire Stati...	010-015-53764-160	357.81
WELLS PROPANE	109971	04/01/2025	Propane - CV Senior Center	010-015-53724-160	353.81
WELLS PROPANE	109971	04/01/2025	Propane - CV Ambulance Bay	010-015-53719-160	248.67
WELLS PROPANE	109971	04/01/2025	Propane - CV Justice Facility	010-015-53723-160	638.70
WELLS PROPANE	109971	04/01/2025	Propane - CV Town Hall	010-015-53722-160	486.40
WELLS PROPANE	109971	04/01/2025	Propane -CV Fire Station	010-015-53765-160	403.71
WELLS PROPANE	109971	04/01/2025	Propane - CV Fairgrounds	010-015-53770-160	284.85
THE WEBSTAUANT STORE, L...	109959	04/01/2025	CAPITAL OUTLAY	010-015-55010-000	4,156.29
WALMART CAPITAL ONE (SC)	109967	04/01/2025	CV SC	010-015-53724-195	71.28
SYSCO INTERMOUNTAIN FOOD	109956	04/01/2025	EU Raw Food	010-015-53729-195	27.55
HIGH SIERRA ELEVATOR INSPE...	109904	04/01/2025	COURT HOUSE INSPECTION	010-015-53710-058	741.80
HIGH SIERRA ELEVATOR INSPE...	109904	04/01/2025	OPERA HOUSE INSPECTION	010-015-53740-058	741.80

Commissioner Approval Report

Payment Dates: 3/19/2025 - 4/1/2025

Vendor Name	Payment Number	Post Date	Description (Item)	Account Number	Amount
SUBURBAN PROPANE - ELY	109953	04/01/2025	Propane	010-015-53769-160	313.49
WESTERN NV SUPPLY CO	109972	04/01/2025	REPAIRS/MAINT	010-015-53718-330	3,050.00
BATH LUMBER	109876	04/01/2025	REPAIRS MAINT	010-015-53715-330	32.59
SUBURBAN PROPANE - ELY	109953	04/01/2025	Propane - EU Fire Station	010-015-53751-160	741.65
CODALE ELECTRIC SUPPLY	109883	04/01/2025	repairs/maint	010-015-53718-330	100.78
SUBURBAN PROPANE - ELY	109953	04/01/2025	Propane-Annex	010-015-53715-160	724.47
SUBURBAN PROPANE - ELY	109953	04/01/2025	EU Senior Center	010-015-53729-160	183.02
SUBURBAN PROPANE - ELY	109953	04/01/2025	Propane-Swimming Pool	010-015-53750-160	1,055.40
WESTERN NV SUPPLY CO	109972	04/01/2025	REEPAIRS/MAINT	010-015-53718-330	1,391.50
SUBURBAN PROPANE - ELY	109953	04/01/2025	Propane-Opera House	010-015-53740-160	315.58
VOGUE LINEN-UNIFORM RENT	109966	04/01/2025	COURT HOUSE CONTRACT SE...	010-015-53710-058	22.10
VOGUE LINEN-UNIFORM RENT	109966	04/01/2025	CLINIC CONTRACT SERVICES	010-015-53718-058	54.11
VOGUE LINEN-UNIFORM RENT	109966	04/01/2025	OPERA HOUSE CONTRACT SE...	010-015-53740-058	14.43
SYSCO INTERMOUNTAIN FOOD	109956	04/01/2025	EU SC	010-015-53729-195	27.55
Department 015 - BUILDINGS & GROUNDS Total:					42,296.21

Department: 016 - AIRPORT

SILVER STATE BARRICADE & S...	109951	04/01/2025	MAINT REPAIRS	010-016-53010-000	2,490.00
Department 016 - AIRPORT Total:					2,490.00

Department: 018 - TECHNOLOGY SUPPORT

CDW GOVERNMENT INC	109881	04/01/2025	RM D All-In-One PC's 3/3	010-018-53010-000	854.47
CDW GOVERNMENT INC	109881	04/01/2025	supplies	010-018-53010-000	204.70
CDW GOVERNMENT INC	109881	04/01/2025	RM D All-In-One Warranties	010-018-53010-058	401.34
QUEST MEDIA & SUPPLIES INC	109937	04/01/2025	MS	010-018-53010-058	1,361.25
AT&T MOBILITY	109874	04/01/2025	Phone	010-018-53010-224	2,586.10
AT&T MOBILITY	109874	04/01/2025	Phone	010-018-53010-360	461.20
CDW GOVERNMENT INC	109881	04/01/2025	CAT6 Cables	010-018-53010-000	165.15
CDW GOVERNMENT INC	109881	04/01/2025	IT Accessories	010-018-53010-000	463.22
CDW GOVERNMENT INC	109881	04/01/2025	12U Rack Enclosure	010-018-53010-000	524.02
CDW GOVERNMENT INC	109881	04/01/2025	Ruckus POE & Mount	010-018-53010-000	712.92
LP INSURANCE SERVICES LLC	109923	04/01/2025	Broker Insurance Fee	010-018-52010-000	128.57
SYBER NETWORKS LLC	109955	04/01/2025	Albert Sensor Server Project	010-018-55010-000	8,977.46
SYBER NETWORKS LLC	109955	04/01/2025	ECISO RIMS Server Project	010-018-55010-000	15,954.57
SYBER NETWORKS LLC	109955	04/01/2025	MS/DATTO	010-018-53010-058	4,625.00
SYBER NETWORKS LLC	109955	04/01/2025	Contract Services	010-018-53010-058	6,750.00
COMMNET WIRELESS	109884	04/01/2025	CV Townhall Broadband April ...	010-018-53010-224	1,660.00
COMMNET WIRELESS	109884	04/01/2025	CV Clinic Broadband April 2025	010-018-53010-224	1,207.12
Department 018 - TECHNOLOGY SUPPORT Total:					47,037.09

Department: 022 - JUVENILE PROBATION

REDWOOD TOXICOLOGY LAB...	109942	04/01/2025	Drug Tests	010-022-53010-000	84.70
WEISSMAN'S THEATRICAL SU...	109970	04/01/2025	Dance Costumes	010-022-53010-200	704.45
WALMART CAPITAL ONE (SO)	109968	04/01/2025	Supplies- Juvenile Program	010-022-53010-000	377.49
ZIMMERMAN, STEVE	109974	04/01/2025	Supplies- Ski Trip Pizza	010-022-53010-200	586.17
PILOT THOMAS LOGISTICS, LLC...	109934	04/01/2025	Fuel	010-022-53105-130	192.59
LP INSURANCE SERVICES LLC	109923	04/01/2025	Broker Insurance Fee	010-022-52010-000	85.71
KAGAN PROFESSIONAL DEVEL...	109915	04/01/2025	Training Kagan Social Emotion...	010-022-53010-359	918.00
RESERVE ACCOUNT	109945	04/01/2025	FEB 20 - MAR 26 POSTAGE	010-022-53010-318	20.01
REGALADO, VICKIE	109943	04/01/2025	Contract Service- Tutor Facilit...	010-022-53010-098	480.00
JONES, CATHERINE	109913	04/01/2025	Contract Service- Dance Instru...	010-022-53010-200	68.89
FITZWATER, LAURALEE	109894	04/01/2025	Contract Service- Dance Instru...	010-022-53010-200	235.81
FITZWATER, KINDY LEE	109893	04/01/2025	Contract Service- Dance Instru...	010-022-53010-200	274.44
MELLO, JANINE	109924	04/01/2025	Contract Service- Dance Instru...	010-022-53010-200	178.50
TALBOT, SHARA	109957	04/01/2025	Contract Service- Dance Instru...	010-022-53010-200	372.06
SCHWEBLE, CARRIE C.	109949	04/01/2025	Contract Service- Dance Instru...	010-022-53010-200	188.01
Department 022 - JUVENILE PROBATION Total:					4,766.83

Department: 024 - DISTRICT ATTORNEY

QUILL CORPORATION	109938	04/01/2025	office supplies	010-024-53010-300	366.89
QUILL CORPORATION	109938	04/01/2025	office supplies	010-024-53010-300	27.89
AT&T MOBILITY	109874	04/01/2025	Phone	010-024-53010-360	44.38

Commissioner Approval Report

Payment Dates: 3/19/2025 - 4/1/2025

Vendor Name	Payment Number	Post Date	Description (Item)	Account Number	Amount
LP INSURANCE SERVICES LLC	109923	04/01/2025	Broker Insurance Fee	010-024-52010-000	128.57
Department 024 - DISTRICT ATTORNEY Total:					567.73
Department: 026 - DISTRICT COURT					
REDWOOD TOXICOLOGY LAB...	109942	04/01/2025	DRUG COURT TESTING	010-026-53010-071	122.42
JUDICIAL SYSTEMS, INC.	109914	04/01/2025	JURY COMMISSION MASTER ...	010-026-53010-112	4,500.00
TRUCKIN' WATER INC	109961	04/01/2025	CIVIL JUDGMENT	010-026-53010-352	2,509.78
RESERVE ACCOUNT	109945	04/01/2025	FEB 20 - MAR 26 POSTAGE	010-026-53010-318	1,050.74
Department 026 - DISTRICT COURT Total:					8,182.94
Department: 028 - JUSTICE COURT					
PHILLIPS, EARL	109933	04/01/2025	subpoena for court	010-028-53010-410	25.00
AT&T MOBILITY	109874	04/01/2025	Phone	010-028-53010-360	98.86
LP INSURANCE SERVICES LLC	109923	04/01/2025	Broker Insurance Fee	010-028-52010-000	171.43
VALLEY COLLECTION SERVICES	109965	04/01/2025	24CT1141 Collection Fee	010-028-36003-000	100.00
Department 028 - JUSTICE COURT Total:					395.29
Department: 034 - SHERIFF					
XEROX CORPORATION	109973	04/01/2025	CV Xerox	010-034-53010-242	14.26
UMINA, MILES	109964	04/01/2025	Meals For WSSA Annual Confe...	010-034-53010-370	205.00
THOMAS, TYLER	109960	04/01/2025	Meals For 2025 WSSA Annual ...	010-034-53010-370	183.00
FLANAGAN, ALLISON	109895	04/01/2025	MCTC Training in Reno nv NO...	010-034-53010-370	333.00
AT&T MOBILITY	109874	04/01/2025	Wireless Phone	010-034-53010-360	1,571.77
AT&T MOBILITY	109874	04/01/2025	Phone	010-034-53010-044	337.82
AT&T MOBILITY	109874	04/01/2025	Phone	010-034-53010-360	139.91
RUBY MOUNTAIN NATURAL S...	109947	04/01/2025	Water	010-034-53010-300	20.00
AT&T BOX 5001	109871	04/01/2025	911 Wireless	010-034-53010-361	8.64
PILOT THOMAS LOGISTICS, LLC...	109934	04/01/2025	Fuel	010-034-53105-130	903.57
LP INSURANCE SERVICES LLC	109923	04/01/2025	Broker Insurance Fee	010-034-52020-000	257.14
LP INSURANCE SERVICES LLC	109923	04/01/2025	Broker Insurance Fee	010-034-52022-000	257.14
LP INSURANCE SERVICES LLC	109923	04/01/2025	Broker Insurance Fee	010-034-52024-000	128.57
LP INSURANCE SERVICES LLC	109923	04/01/2025	Broker Insurance Fee	010-034-52026-000	300.00
BUNDY, CLARA	109878	04/01/2025	State Emergency Comm Cente...	010-034-53010-370	221.00
BURROFF AND ASSOCIATES, L...	109879	04/01/2025	Medical	010-034-53010-035	375.00
TRUMBLE, MICHAEL	109962	04/01/2025	BlueToGold Search&Seizure tr...	010-034-53010-370	44.00
HOGGARD, WILLIAM	109905	04/01/2025	BlueToGold Search&Seizure tr...	010-034-53010-370	44.00
HARRIS, NICHOLAS	109903	04/01/2025	BlueToGold Search&Seizure tr...	010-034-53010-370	44.00
GLASS DOCTOR OF NE NEVADA	109899	04/01/2025	Windshield Green TINT & Adh...	010-034-53105-245	262.54
SUBURBAN PROPANE - ELY	109953	04/01/2025	Propane-Dog Pound	010-034-53010-004	322.02
Department 034 - SHERIFF Total:					5,972.38
Department: 039 - LEPC GRANT					
EUREKA DEPOT, LLC	109887	04/01/2025	LEPC: 13 Sandwiches	010-039-53010-000	195.00
Department 039 - LEPC GRANT Total:					195.00
Department: 040 - EMERGENCY MNGMNT					
AT&T MOBILITY	109874	04/01/2025	Phone	010-040-53010-000	361.92
AT&T MOBILITY	109874	04/01/2025	Phone	010-040-53010-043	1,297.00
GALENA GROUP INC	109896	04/01/2025	CONTRACT SERVICES	010-040-53010-058	2,160.00
SEA-WESTERN, INC	109950	04/01/2025	Beowawe - Gloves	010-040-53010-320	239.97
SEA-WESTERN, INC	109950	04/01/2025	Beowawe - Mask Bags	010-040-53010-000	111.03
SYBER NETWORKS LLC	109955	04/01/2025	CONTRACT SERVICES	010-040-53010-058	300.00
Department 040 - EMERGENCY MNGMNT Total:					4,469.92
Department: 042 - PUBLIC WORKS					
QUILL CORPORATION	109938	04/01/2025	SUPPLIES	010-042-53010-300	14.21
AT&T MOBILITY	109874	04/01/2025	Phone	010-042-53010-044	323.93
AT&T MOBILITY	109874	04/01/2025	Phone	010-042-53010-360	308.89
RUBY MOUNTAIN NATURAL S...	109947	04/01/2025	PW Water	010-042-53010-300	20.00
QUILL CORPORATION	109938	04/01/2025	CV PW Office Supplies	010-042-53010-300	423.86
CDW GOVERNMENT INC	109881	04/01/2025	CV TOWNHALL - PRINTER	010-042-53010-000	396.73
LP INSURANCE SERVICES LLC	109923	04/01/2025	Broker Insurance Fee	010-042-52010-000	428.57
QUILL CORPORATION	109938	04/01/2025	PW Office Supplies	010-042-53010-300	20.67

Commissioner Approval Report

Payment Dates: 3/19/2025 - 4/1/2025

Vendor Name	Payment Number	Post Date	Description (Item)	Account Number	Amount
FEDERAL EXPRESS CORP	109892	04/01/2025	POSTAGE	010-042-53010-318	48.97
Department 042 - PUBLIC WORKS Total:					1,985.83
Department: 052 - D & T CENTER					
REHAB SERVICES OF NEVADA	109944	04/01/2025	Physical Therapy Jan 25	010-052-53010-058	4,049.55
REHAB SERVICES OF NEVADA	109944	04/01/2025	Physical Therapy Feb 2025	010-052-53010-058	3,599.60
GENESIS HOME HEALTH SERVI...	109898	04/01/2025	Home Health Feb. 2025	010-052-53010-161	1,957.50
Department 052 - D & T CENTER Total:					9,606.65
Department: 054 - AMBULANCE					
HSI INC	109908	04/01/2025	billing service	010-054-53010-019	392.00
NORTH LAKE TAHOE FIRE PRO...	109928	04/01/2025	ems training	010-054-53010-370	42.00
AT&T MOBILITY	109874	04/01/2025	Phone	010-054-53010-044	193.04
AT&T MOBILITY	109874	04/01/2025	Phone	010-054-53010-360	249.13
LP INSURANCE SERVICES LLC	109923	04/01/2025	Broker Insurance Fee	010-054-52010-000	171.43
THE EUREKA COUNTY STAR	109958	04/01/2025	EMS One year subscription	010-054-53010-000	105.00
Department 054 - AMBULANCE Total:					1,152.60
Department: 070 - SWIM POOL					
ROGNE, BRENNNA	109946	04/01/2025	TRAVEL	010-070-53010-316	150.00
LP INSURANCE SERVICES LLC	109923	04/01/2025	Broker Insurance Fee	010-070-52010-000	42.86
Department 070 - SWIM POOL Total:					192.86
Department: 072 - SENIOR CENTER					
SYSKO INTERMOUNTAIN FOOD	109956	04/01/2025	CV	010-072-53360-000	18.64
QUILL CORPORATION	109938	04/01/2025	Office Supplies	010-072-53672-000	73.86
QUILL CORPORATION	109938	04/01/2025	EU, CV	010-072-53360-000	543.43
QUILL CORPORATION	109938	04/01/2025	EU, CV	010-072-53672-000	186.66
QUILL CORPORATION	109938	04/01/2025	Office Supplies - CREDIT	010-072-53672-000	-73.86
NUTRI-SYSTEMS CORP	109930	04/01/2025	Eureka Senior Center	010-072-53876-109	258.60
LICO, DEEJAYE	109921	04/01/2025	CV Women's Elko Shopping Tr...	010-072-53876-370	19.00
LP INSURANCE SERVICES LLC	109923	04/01/2025	Broker Insurance Fee	010-072-52032-000	171.43
LP INSURANCE SERVICES LLC	109923	04/01/2025	Broker Insurance Fee	010-072-52033-000	128.57
WALMART CAPITAL ONE (SC)	109967	04/01/2025	CV SC	010-072-53360-000	19.16
WALMART CAPITAL ONE (SC)	109967	04/01/2025	CV SC	010-072-53360-326	65.00
SYSKO INTERMOUNTAIN FOOD	109956	04/01/2025	EU Raw Food	010-072-53672-326	517.33
SYSKO INTERMOUNTAIN FOOD	109956	04/01/2025	CV SC Raw Food	010-072-53360-326	846.70
OFFICE PRODUCTS INC	109931	04/01/2025	Eureka Senior Cente- Copies	010-072-53672-242	30.23
LICO, DEEJAYE	109921	04/01/2025	CV Elko Health Care Trip	010-072-53876-370	19.00
LICO, DEEJAYE	109921	04/01/2025	CV Men's Elko Shopping Trip	010-072-53876-370	19.00
SYSKO INTERMOUNTAIN FOOD	109956	04/01/2025	EU SC	010-072-53672-326	711.18
SYSKO INTERMOUNTAIN FOOD	109956	04/01/2025	CV SC Raw Food	010-072-53360-326	860.69
FARMER BROS CO	109891	04/01/2025	EU RF	010-072-53672-326	179.08
RESERVE ACCOUNT	109945	04/01/2025	FEB 20- MAR 26 POSTAGE	010-072-53876-275	275.44
KANSAS CITY LIFE INSURANCE...	109916	04/01/2025	Shanlee Life	010-072-52032-000	16.35
PROMINENCE HEALTH PLANS	109935	04/01/2025	S. Flake April 2025	010-072-52032-000	1,822.73
KANSAS CITY LIFE INSURANCE...	109916	04/01/2025	Shanlee Dental	010-072-52032-000	104.80
KANSAS CITY LIFE INSURANCE...	109916	04/01/2025	Shanlee Vision	010-072-52032-000	16.52
WASHINGTON NATIONAL INS...	109969	04/01/2025	April 2025 Shanlee Flake Pay...	010-072-52032-000	61.98
Department 072 - SENIOR CENTER Total:					6,891.52
Department: 073 - MUSEUM					
LP INSURANCE SERVICES LLC	109923	04/01/2025	Broker Insurance Fee	010-073-52010-000	42.86
Department 073 - MUSEUM Total:					42.86
Department: 074 - PUBLIC PARKS					
MT WHEELER POWER INC	109926	04/01/2025	41 N Buel St Park #2	010-074-53010-105	75.17
MT WHEELER POWER INC	109926	04/01/2025	Parks	010-074-53010-105	155.67
MT WHEELER POWER INC	109926	04/01/2025	Ball Field	010-074-53010-105	37.80
MT WHEELER POWER INC	109926	04/01/2025	31 Tannehill Rd	010-074-53010-105	84.43
Department 074 - PUBLIC PARKS Total:					353.07
Department: 086 - COUNTY OPERA HOUSE					
SYSKO INTERMOUNTAIN FOOD	109956	04/01/2025	SUPPLIES	010-086-53010-000	107.80
CDW GOVERNMENT INC	109881	04/01/2025	Opera House APC	010-086-53010-000	1,167.46

Commissioner Approval Report

Payment Dates: 3/19/2025 - 4/1/2025

Vendor Name	Payment Number	Post Date	Description (Item)	Account Number	Amount
SYSCO INTERMOUNTAIN FOOD	109956	04/01/2025	SUPPLIES	010-086-53010-000	-59.85
GREGORY INSURANCE AGENCY	109901	04/01/2025	INSURANCE	010-086-53010-170	145.00
LP INSURANCE SERVICES LLC	109923	04/01/2025	Broker Insurance Fee	010-086-52010-000	42.86
OFFICE PRODUCTS INC	109931	04/01/2025	MACHINE MAINT	010-086-53010-242	43.04
VOGUE LINEN-UNIFORM RENT	109966	04/01/2025	OPERA HOUSE CONVENTION ...	010-086-53010-062	99.57
VOGUE LINEN-UNIFORM RENT	109966	04/01/2025	OPERA HOUSE CONVENTION ...	010-086-53010-062	99.57
Department 086 - COUNTY OPERA HOUSE Total:					1,645.45

Department: 088 - NATURAL RESOURCES

LP INSURANCE SERVICES LLC	109923	04/01/2025	Broker Insurance Fee	010-088-52010-000	85.71
Department 088 - NATURAL RESOURCES Total:					85.71

Fund 010 - GENERAL FUND Total: 158,419.98

Fund: 014 - RETIREE HLTH INS PREM FD

Department: 101 - RETIREE HLTH INS PREM

BNY MELLON - BANK OF NEW ...	109877	04/01/2025	BNY INVESTMENT FEES	014-101-53010-087	44.61
PROMINENCE HEALTH PLANS	109935	04/01/2025	Retiree Insurance	014-101-53010-169	10,348.71
HOPPER, HEIDI	109907	04/01/2025	HRA Payment	014-101-53010-169	308.96
PROMINENCE HEALTH PLANS	109935	04/01/2025	K. Stephenson Correction	014-101-53010-169	342.36
LABARRY, KAREN	109918	04/01/2025	Retiree HRA Payment	014-101-53010-169	412.76
REBALEATI, MICHAEL	109940	04/01/2025	Retiree HRA Payment	014-101-53010-169	190.70
JEPPESEN, JERRY	109911	04/01/2025	Retiree HRA Payment	014-101-53010-169	281.34
CASTANEDA, MARYJO	109880	04/01/2025	Retiree HRA Payment	014-101-53010-169	483.42
HARLAND, BRUCE	109902	04/01/2025	Retiree HRA Payment	014-101-53010-169	299.93
MORRISON, CHERYL	109925	04/01/2025	HRA Retiree Premium	014-101-53010-169	312.43
KANSAS CITY LIFE INSURANCE...	109916	04/01/2025	Retiree Vision	014-101-53010-169	288.66
KANSAS CITY LIFE INSURANCE...	109916	04/01/2025	Retiree Life	014-101-53010-169	362.41
HUBBARD, JANINE	109909	04/01/2025	Retiree HRA Payment	014-101-53010-169	123.84
KANSAS CITY LIFE INSURANCE...	109916	04/01/2025	Retiree Dental	014-101-53010-169	1,625.99
JEPPESEN, JOYCE	109912	04/01/2025	Retiree HRA Payment	014-101-53010-169	206.79
ITHURRALDE, JAMES	109910	04/01/2025	Retiree HRA Payment	014-101-53010-169	589.07
AUCH, SHARON	109875	04/01/2025	Retiree HRA Payment	014-101-53010-169	377.76
GARNER, MAUREEN	109897	04/01/2025	Retiree HRA Payment	014-101-53010-169	212.00
LINK, MAXIMINA M	109922	04/01/2025	Retiree HRA Payment	014-101-53010-169	416.43
PROMINENCE HEALTH PLANS	109935	04/01/2025	Retiree Insurance	014-101-53010-172	10,640.87
Department 101 - RETIREE HLTH INS PREM Total:					27,869.04

Fund 014 - RETIREE HLTH INS PREM FD Total: 27,869.04

Fund: 015 - FUTURE RESERVE FUND

Department: 102 - FUTURE RESERVE FUND

BNY MELLON - BANK OF NEW ...	109877	04/01/2025	BNY INVESTMENT FEES	015-102-53010-087	242.42
Department 102 - FUTURE RESERVE FUND Total:					242.42

Fund 015 - FUTURE RESERVE FUND Total: 242.42

Fund: 020 - ROAD FUND

Department: 104 - ROAD DEPT

LP INSURANCE SERVICES LLC	109923	04/01/2025	Broker Insurance Fee	020-104-52010-000	600.00
Department 104 - ROAD DEPT Total:					600.00

Department: 106 - ROAD DEPT

LARRY H MILLER CHEVROLET	109920	04/01/2025	MAINT	020-106-53105-330	-185.82
HOME DEPOT CREDIT SERVICE	109906	04/01/2025	REPAIRS/MAINT	020-106-53010-000	9.98
HOME DEPOT CREDIT SERVICE	109906	04/01/2025	SUPPLIES	020-106-53010-000	15.96
LARRY H MILLER CHEVROLET	109920	04/01/2025	Road: Repairs	020-106-53105-330	248.21
BNY MELLON - BANK OF NEW ...	109877	04/01/2025	BNY INVESTMENT FEES	020-106-53010-087	36.76
AT&T MOBILITY	109874	04/01/2025	Phone	020-106-53010-360	168.96
MT WHEELER POWER INC	109926	04/01/2025	Road Shop	020-106-53748-105	446.22
MT WHEELER POWER INC	109926	04/01/2025	Road Shop Plug In	020-106-53748-105	48.66
MT WHEELER POWER INC	109926	04/01/2025	900 Holly Rd	020-106-53748-105	36.00
GRAINGER PARTS OPERATIONS	109900	04/01/2025	REPAIRS/MAINT	020-106-53748-330	222.17
KENWORTH SALES CO INC DE...	109917	04/01/2025	Road: Repairs/Maint	020-106-53105-330	176.66
READING TRUCK EQUIPMENT ...	109939	04/01/2025	REPAIRS/MAINT	020-106-53105-330	266.16
WELLS PROPANE	109971	04/01/2025	Propane - CV Road Shop	020-106-53749-160	530.18

Commissioner Approval Report

Payment Dates: 3/19/2025 - 4/1/2025

Vendor Name	Payment Number	Post Date	Description (Item)	Account Number	Amount
CMC TIRE INC	109882	04/01/2025	CV Road Tires	020-106-53105-358	3,113.80
GRAINGER PARTS OPERATIONS	109900	04/01/2025	SHOP TOOLS-PARTS FOR NEW...	020-106-53010-371	258.27
EMPIRE SOUTHWEST, LLC	109885	04/01/2025	TRAINING	020-106-53010-370	2,400.00
NORTHERN TOOL & EQUIPME...	109929	04/01/2025	SHOP TOOLS - NEW LIFT SUPP...	020-106-53010-371	119.00
GRAINGER PARTS OPERATIONS	109900	04/01/2025	SHOP SUPPLIES	020-106-53010-371	3.98
SNAP-ON INDUSTRIAL	109952	04/01/2025	SHOP TOOLS	020-106-53010-371	65.86
CMC TIRE INC	109882	04/01/2025	TIRES	020-106-53105-358	455.20
GRAINGER PARTS OPERATIONS	109900	04/01/2025	REPAIRS/MAONT	020-106-53748-330	15.16
EMPIRE SOUTHWEST, LLC	109885	04/01/2025	MAINT/REPAIRS	020-106-53105-330	882.13
Department 106 - ROAD DEPT Total:					9,333.50
Fund 020 - ROAD FUND Total:					9,933.50
Fund: 025 - REG TRANSPORTATION COMM					
Department: 110 - R T C DEPT					
BNY MELLON - BANK OF NEW ...	109877	04/01/2025	BNY INVESTMENT FEES	025-110-53010-087	193.44
Department 110 - R T C DEPT Total:					193.44
Fund 025 - REG TRANSPORTATION COMM Total:					193.44
Fund: 030 - AGRICULTURAL EXTENSION					
Department: 120 - AGRICULTURAL EXTENSION					
BNY MELLON - BANK OF NEW ...	109877	04/01/2025	BNY INVESTMENT FEES	030-120-53010-087	25.18
Department 120 - AGRICULTURAL EXTENSION Total:					25.18
Fund 030 - AGRICULTURAL EXTENSION Total:					25.18
Fund: 035 - AGRICULTURAL DIST #15					
Department: 125 - FAIR BOARD DEPT.					
BNY MELLON - BANK OF NEW ...	109877	04/01/2025	BNY INVESTMENT FEES	035-125-53010-087	5.81
Department 125 - FAIR BOARD DEPT. Total:					5.81
Fund 035 - AGRICULTURAL DIST #15 Total:					5.81
Fund: 040 - BLDG OPER&MAINT RES FUND					
Department: 130 - BUILDING RESERVE DEPT					
BNY MELLON - BANK OF NEW ...	109877	04/01/2025	BNY INVESTMENT FEES	040-130-53010-087	83.99
Department 130 - BUILDING RESERVE DEPT Total:					83.99
Fund 040 - BLDG OPER&MAINT RES FUND Total:					83.99
Fund: 042 - CAPITAL PROJECTS FUND					
Department: 140 - CAPITAL PROJECTS DEPT					
BNY MELLON - BANK OF NEW ...	109877	04/01/2025	BNY INVESTMENT FEES	042-140-53010-087	124.97
Department 140 - CAPITAL PROJECTS DEPT Total:					124.97
Fund 042 - CAPITAL PROJECTS FUND Total:					124.97
Fund: 044 - TOWN OF EUREKA FUND					
Department: 151 - EUREKA TOWN FIRE					
KENWORTH SALES CO INC DE...	109917	04/01/2025	EU FIRE:	044-151-53105-330	1,027.33
Department 151 - EUREKA TOWN FIRE Total:					1,027.33
Department: 160 - STREETS AND GROUNDS					
BNY MELLON - BANK OF NEW ...	109877	04/01/2025	BNY INVESTMENT FEES	044-160-53010-087	27.08
Department 160 - STREETS AND GROUNDS Total:					27.08
Department: 162 - STREET LIGHTING					
MT WHEELER POWER INC	109926	04/01/2025	Buel & Clark St Light	044-162-53010-105	19.46
MT WHEELER POWER INC	109926	04/01/2025	Main & Mineral St Light	044-162-53010-105	21.98
MT WHEELER POWER INC	109926	04/01/2025	Monroe & Mineral St Light	044-162-53010-105	19.66
MT WHEELER POWER INC	109926	04/01/2025	Security Lights	044-162-53010-105	542.64
MT WHEELER POWER INC	109926	04/01/2025	Street Lights	044-162-53010-105	50.84
MT WHEELER POWER INC	109926	04/01/2025	Street Lights	044-162-53010-105	3.32
MT WHEELER POWER INC	109926	04/01/2025	Clark & Monroe St Light	044-162-53010-105	22.86
MT WHEELER POWER INC	109926	04/01/2025	Hwy 50 Roadside Rest St Light	044-162-53010-105	6.98
Department 162 - STREET LIGHTING Total:					687.74
Fund 044 - TOWN OF EUREKA FUND Total:					1,742.15

Commissioner Approval Report

Payment Dates: 3/19/2025 - 4/1/2025

Vendor Name	Payment Number	Post Date	Description (Item)	Account Number	Amount
Fund: 045 - EUREKA WTR/SWR UTLTY FD					
Department: 177 - EUREKA WATER DEPT					
BNY MELLON - BANK OF NEW ...	109877	04/01/2025	BNY INVESTMENT FEES	045-177-53010-087	104.85
MT WHEELER POWER INC	109926	04/01/2025	DV Well 2 Hogpen	045-177-53010-105	313.61
MT WHEELER POWER INC	109926	04/01/2025	DV Well 1	045-177-53010-105	2,329.94
MT WHEELER POWER INC	109926	04/01/2025	Water Tower	045-177-53010-105	52.45
MT WHEELER POWER INC	109926	04/01/2025	11th St Well	045-177-53010-105	82.40
AT&T BOX 5075	109873	04/01/2025	EU TELEMETRY	045-177-53010-360	49.52
QUANTUM ELECTRIC LLC	109936	04/01/2025	WELL 2 REHAB	045-177-55010-000	14,118.61
Department 177 - EUREKA WATER DEPT Total:					17,051.38
Fund 045 - EUREKA WTR/SWR UTLTY FD Total:					17,051.38
Fund: 046 - CRESCENT VALLEY TOWN					
Department: 196 - CV STREET MAINTENANCE					
BNY MELLON - BANK OF NEW ...	109877	04/01/2025	BNY INVESTMENT FEES	046-196-53010-087	6.10
Department 196 - CV STREET MAINTENANCE Total:					6.10
Fund 046 - CRESCENT VALLEY TOWN Total:					6.10
Fund: 048 - CV WATER UTILITY FUND					
Department: 209 - CV WATER DEPT					
HOME DEPOT CREDIT SERVICE	109906	04/01/2025	REPAIRS/MAINT	048-209-53010-000	93.30
BNY MELLON - BANK OF NEW ...	109877	04/01/2025	BNY INVESTMENT FEES	048-209-53010-087	15.98
AT&T BOX 5025	109872	04/01/2025	CV TELEMETRY	048-209-53010-360	210.34
LP INSURANCE SERVICES LLC	109923	04/01/2025	Broker Insurance Fee	048-209-52010-000	85.71
Department 209 - CV WATER DEPT Total:					405.33
Fund 048 - CV WATER UTILITY FUND Total:					405.33
Fund: 050 - EUREKA CO TV DISTRICT					
Department: 213 - ADMINISTRATIVE DEPT					
BNY MELLON - BANK OF NEW ...	109877	04/01/2025	BNY INVESTMENT FEES	050-213-53010-087	15.97
Department 213 - ADMINISTRATIVE DEPT Total:					15.97
Department: 214 - TANK HILL					
MT WHEELER POWER INC	109926	04/01/2025	Tank Hill	050-214-53010-105	304.70
Department 214 - TANK HILL Total:					304.70
Department: 216 - PROSPECT PEAK					
MT WHEELER POWER INC	109926	04/01/2025	Prospect Peak	050-216-53010-105	501.57
SWITCH, LTD	109954	04/01/2025	Fiber Connection	050-216-53010-058	1,513.50
Department 216 - PROSPECT PEAK Total:					2,015.07
Department: 217 - ARGENTA RIDGE					
LANDER CO TREASURER	109919	04/01/2025	Mar. Comm. Equip. space rent	050-217-53010-058	250.00
Department 217 - ARGENTA RIDGE Total:					250.00
Fund 050 - EUREKA CO TV DISTRICT Total:					2,585.74
Fund: 060 - DIAMOND VALLEY WEED DIST					
Department: 218 - WEED DIST DEPT					
BNY MELLON - BANK OF NEW ...	109877	04/01/2025	BNY INVESTMENT FEES	060-218-53010-087	5.63
LP INSURANCE SERVICES LLC	109923	04/01/2025	Broker Insurance Fee	060-218-52010-000	42.86
Department 218 - WEED DIST DEPT Total:					48.49
Fund 060 - DIAMOND VALLEY WEED DIST Total:					48.49
Fund: 070 - DIAMOND VALLEY RODENT					
Department: 222 - DV RODENT DEPT					
BNY MELLON - BANK OF NEW ...	109877	04/01/2025	BNY INVESTMENT FEES	070-222-53010-087	7.73
Department 222 - DV RODENT DEPT Total:					7.73
Fund 070 - DIAMOND VALLEY RODENT Total:					7.73
Fund: 100 - RECREATION FUND					
Department: 236 - RECREATION DEPT					
BNY MELLON - BANK OF NEW ...	109877	04/01/2025	BNY INVESTMENT FEES	100-236-53010-087	12.55
Department 236 - RECREATION DEPT Total:					12.55
Fund 100 - RECREATION FUND Total:					12.55

Commissioner Approval Report

Payment Dates: 3/19/2025 - 4/1/2025

Vendor Name	Payment Number	Post Date	Description (Item)	Account Number	Amount	
Fund: 110 - TOURISM FUND						
Department: 240 - TOURISM CONTRIBUTIONS						
BNY MELLON - BANK OF NEW ...	109877	04/01/2025	BNY INVESTMENT FEES	110-240-53010-087	0.71	
					Department 240 - TOURISM CONTRIBUTIONS Total:	0.71
					Fund 110 - TOURISM FUND Total:	0.71
Fund: 120 - DEVIL'S GATE WATER DIST						
Department: 245 - DEVIL'S GATE WATER DEPT						
BNY MELLON - BANK OF NEW ...	109877	04/01/2025	BNY INVESTMENT FEES	120-245-53010-087	19.47	
MT WHEELER POWER INC	109926	04/01/2025	US 50 & 278 Water Tank	120-245-53010-105	407.56	
MT WHEELER POWER INC	109926	04/01/2025	DV Pump 1	120-245-53010-105	44.46	
					Department 245 - DEVIL'S GATE WATER DEPT Total:	471.49
					Fund 120 - DEVIL'S GATE WATER DIST Total:	471.49
Fund: 125 - WATER MITIGATION FUND						
Department: 247 - WATER MITIGATION DEPT						
BNY MELLON - BANK OF NEW ...	109877	04/01/2025	BNY INVESTMENT FEES	125-247-53010-087	71.71	
					Department 247 - WATER MITIGATION DEPT Total:	71.71
					Fund 125 - WATER MITIGATION FUND Total:	71.71
Fund: 127 - NAT RES MULT USE FUND						
Department: 263 - NAT RES MULT USE FUND						
BNY MELLON - BANK OF NEW ...	109877	04/01/2025	BNY INVESTMENT FEES	127-263-53010-087	32.59	
					Department 263 - NAT RES MULT USE FUND Total:	32.59
					Fund 127 - NAT RES MULT USE FUND Total:	32.59
Fund: 150 - RANGE IMPROVEMENT DIST 1						
Department: 250 - R I D DIST #1						
BNY MELLON - BANK OF NEW ...	109877	04/01/2025	BNY INVESTMENT FEES	150-250-53010-087	1.00	
					Department 250 - R I D DIST #1 Total:	1.00
					Fund 150 - RANGE IMPROVEMENT DIST 1 Total:	1.00
Fund: 155 - RANGE IMPROVEMENT DIST 6						
Department: 252 - R I D #6						
BNY MELLON - BANK OF NEW ...	109877	04/01/2025	BNY INVESTMENT FEES	155-252-53010-087	2.09	
					Department 252 - R I D #6 Total:	2.09
					Fund 155 - RANGE IMPROVEMENT DIST 6 Total:	2.09
Fund: 175 - EUREKA CO INDIGENT FUND						
Department: 270 - COUNTY INDIGENT DEPT						
BNY MELLON - BANK OF NEW ...	109877	04/01/2025	BNY INVESTMENT FEES	175-270-53010-087	9.15	
AMERIGAS PROPANE LP	109870	04/01/2025	204096020 IF	175-270-53010-182	400.00	
					Department 270 - COUNTY INDIGENT DEPT Total:	409.15
					Fund 175 - EUREKA CO INDIGENT FUND Total:	409.15
Fund: 180 - HOSP CO INDG HOSP FUND						
Department: 272 - HOSP INDIGENT DEPT						
BNY MELLON - BANK OF NEW ...	109877	04/01/2025	BNY INVESTMENT FEES	180-272-53010-087	10.78	
					Department 272 - HOSP INDIGENT DEPT Total:	10.78
					Fund 180 - HOSP CO INDG HOSP FUND Total:	10.78
Fund: 190 - LANDFILL FUND						
Department: 273 - LANDFILL PROJECT						
QUILL CORPORATION	109938	04/01/2025	SUPPLIES	190-273-53010-000	80.99	
BNY MELLON - BANK OF NEW ...	109877	04/01/2025	BNY INVESTMENT FEES	190-273-53010-087	63.91	
LP INSURANCE SERVICES LLC	109923	04/01/2025	Broker Insurance Fee	190-273-52010-000	85.72	
OLCESE WASTE SERVICES	109932	04/01/2025	TRASH HAULING	190-273-53010-058	2,846.40	
					Department 273 - LANDFILL PROJECT Total:	3,077.02
					Fund 190 - LANDFILL FUND Total:	3,077.02
Fund: 220 - ASSR TECH FND NRS361.530						
Department: 271 - ASSESSOR TECH FUND						
BNY MELLON - BANK OF NEW ...	109877	04/01/2025	BNY INVESTMENT FEES	220-271-53010-087	44.14	

Commissioner Approval Report

Payment Dates: 3/19/2025 - 4/1/2025

Vendor Name	Payment Number	Post Date	Description (Item)	Account Number	Amount
AT&T MOBILITY	109874	04/01/2025	Phone	220-271-53010-000	41.38
Department 271 - ASSESSOR TECH FUND Total:					85.52
Fund 220 - ASSR TECH FND NRS361.530 Total:					85.52
Fund: 225 - RECORDER TECHNOLOGY FUND					
Department: 274 - RECORDER TECHNOLOGY					
BNY MELLON - BANK OF NEW ... 109877		04/01/2025	BNY INVESTMENT FEES	225-274-53010-087	2.38
Department 274 - RECORDER TECHNOLOGY Total:					2.38
Fund 225 - RECORDER TECHNOLOGY FUND Total:					2.38
Fund: 227 - DISTRICT COURT IMP FUND					
Department: 279 - DISTRICT COURT IMP FUND					
BNY MELLON - BANK OF NEW ... 109877		04/01/2025	BNY INVESTMENT FEES	227-279-53010-087	0.27
Department 279 - DISTRICT COURT IMP FUND Total:					0.27
Fund 227 - DISTRICT COURT IMP FUND Total:					0.27
Fund: 230 - JUSTICE COURT A A FUND					
Department: 275 - JUSTICE COURT A A DEPT					
BNY MELLON - BANK OF NEW ... 109877		04/01/2025	BNY INVESTMENT FEES	230-275-53010-087	1.41
Department 275 - JUSTICE COURT A A DEPT Total:					1.41
Fund 230 - JUSTICE COURT A A FUND Total:					1.41
Fund: 233 - JUV COURT A A FUND					
Department: 276 - JUV COURT A A DEPT					
BNY MELLON - BANK OF NEW ... 109877		04/01/2025	BNY INVESTMENT FEES	233-276-53010-087	1.02
Department 276 - JUV COURT A A DEPT Total:					1.02
Fund 233 - JUV COURT A A FUND Total:					1.02
Fund: 235 - JUST CRT FACILITY FUND					
Department: 277 - JUST CRT FACILITY DEPT					
BNY MELLON - BANK OF NEW ... 109877		04/01/2025	BNY INVESTMENT FEES	235-277-53010-087	3.85
Department 277 - JUST CRT FACILITY DEPT Total:					3.85
Fund 235 - JUST CRT FACILITY FUND Total:					3.85
Grand Total:					222,928.79

Report Summary

Fund Summary

Fund	Payment Amount
010 - GENERAL FUND	158,419.98
014 - RETIREE HLTH INS PREM FD	27,869.04
015 - FUTURE RESERVE FUND	242.42
020 - ROAD FUND	9,933.50
025 - REG TRANSPORTATION COMM	193.44
030 - AGRICULTURAL EXTENSION	25.18
035 - AGRICULTURAL DIST #15	5.81
040 - BLDG OPER&MAINT RES FUND	83.99
042 - CAPITAL PROJECTS FUND	124.97
044 - TOWN OF EUREKA FUND	1,742.15
045 - EUREKA WTR/SWR UTLTY FD	17,051.38
046 - CRESCENT VALLEY TOWN	6.10
048 - CV WATER UTILITY FUND	405.33
050 - EUREKA CO TV DISTRICT	2,585.74
060 - DIAMOND VALLEY WEED DIST	48.49
070 - DIAMOND VALLEY RODENT	7.73
100 - RECREATION FUND	12.55
110 - TOURISM FUND	0.71
120 - DEVIL'S GATE WATER DIST	471.49
125 - WATER MITIGATION FUND	71.71
127 - NAT RES MULT USE FUND	32.59
150 - RANGE IMPROVEMENT DIST 1	1.00
155 - RANGE IMPROVEMENT DIST 6	2.09
175 - EUREKA CO INDIGENT FUND	409.15
180 - HOSP CO INDG HOSP FUND	10.78
190 - LANDFILL FUND	3,077.02
220 - ASSR TECH FND NRS361.530	85.52
225 - RECORDER TECHNOLOGY FUND	2.38
227 - DISTRICT COURT IMP FUND	0.27
230 - JUSTICE COURT A A FUND	1.41
233 - JUV COURT A A FUND	1.02
235 - JUST CRT FACILITY FUND	3.85
Grand Total:	222,928.79

Account Summary

Account Number	Account Name	Payment Amount
010-001-52010-000	EMPLOYEES BENEFITS	128.57
010-001-53010-085	MISC GRANTS	16,401.50
010-001-53010-242	MACHINE MAINTENANCE	26.07
010-001-53010-370	TRAVEL/TRAINING	206.60
010-002-52010-000	EMPLOYEES BENEFITS	128.57
010-002-53010-087	INVESTMENT FEES	657.45
010-002-53010-220	LEGAL ADVERTISING	71.69
010-002-53010-242	MACHINE MAINTENANCE	15.54
010-002-53010-300	OFFICE SUPPLIES	192.51
010-002-53010-318	POSTAGE	968.70
010-003-52010-000	EMPLOYEES BENEFITS	214.29
010-003-53010-000	SERVICES AND SUPPLIES	112.50
010-003-53010-300	OFFICE SUPPLIES	28.50
010-003-53010-318	POSTAGE	19.36
010-003-53010-360	TELEPHONE/FAX	42.24
010-003-53010-370	TRAVEL/TRAINING	120.00
010-004-52010-000	EMPLOYEES BENEFITS	171.43
010-004-53010-318	POSTAGE	59.14
010-004-53010-360	TELEPHONE/FAX	49.43
010-006-52010-000	EMPLOYEES BENEFITS	42.86
010-006-53010-242	MACHINE MAINTENANCE	27.86

Account Summary

Account Number	Account Name	Payment Amount
010-006-53010-360	TELEPHONE/FAX	49.43
010-010-53010-318	POSTAGE	54.51
010-011-52010-000	EMPLOYEES BENEFITS	128.57
010-011-53010-300	OFFICE SUPPLIES	127.48
010-011-53010-360	TELEPHONE/FAX	45.24
010-015-53010-000	SERVICES AND SUPPLIES	33.75
010-015-53707-105	ELECTRICITY	409.22
010-015-53707-160	HEATING FUEL/PROPANE	805.25
010-015-53707-330	REPAIRS/MAINT	49.99
010-015-53710-058	CONTRACT SERVICES	786.00
010-015-53710-105	ELECTRICITY	4,062.19
010-015-53710-195	JANITORIAL SUPPLIES	38.99
010-015-53715-058	CONTRACT SERVICES	141.04
010-015-53715-105	ELECTRICITY	974.29
010-015-53715-160	HEATING FUEL/PROPANE	724.47
010-015-53715-195	JANITORIAL SUPPLIES	38.99
010-015-53715-330	REPAIRS/MAINT	32.59
010-015-53718-058	CONTRACT SERVICES	108.22
010-015-53718-105	ELECTRICITY	810.86
010-015-53718-195	JANITORIAL SUPPLIES	33.75
010-015-53718-330	REPAIRS/MAINT	4,599.58
010-015-53719-160	HEATING FUEL/PROPANE	248.67
010-015-53720-160	HEATING FUEL/PROPANE	113.39
010-015-53722-160	HEATING FUEL/PROPANE	486.40
010-015-53722-330	REPAIRS/MAINT	15.88
010-015-53723-160	HEATING FUEL/PROPANE	638.70
010-015-53724-160	HEATING FUEL/PROPANE	353.81
010-015-53724-195	JANITORIAL SUPPLIES	71.28
010-015-53729-105	ELECTRICITY	541.55
010-015-53729-160	HEATING FUEL/PROPANE	371.81
010-015-53729-195	JANITORIAL SUPPLIES	55.10
010-015-53729-330	REPAIRS/MAINT	2,250.02
010-015-53730-105	ELECTRICITY	950.52
010-015-53730-160	HEATING FUEL/PROPANE	1,353.97
010-015-53730-195	JANITORIAL SUPPLIES	39.00
010-015-53740-058	CONTRACT SERVICES	770.66
010-015-53740-105	ELECTRICITY	870.47
010-015-53740-160	HEATING FUEL/PROPANE	315.58
010-015-53740-195	JANITORIAL SUPPLIES	367.51
010-015-53740-330	REPAIRS/MAINT	92.94
010-015-53745-105	ELECTRICITY	400.64
010-015-53750-105	ELECTRICITY	5,300.53
010-015-53750-160	HEATING FUEL/PROPANE	3,506.42
010-015-53751-105	ELECTRICITY	397.86
010-015-53751-160	HEATING FUEL/PROPANE	741.65
010-015-53760-105	ELECTRICITY	36.00
010-015-53762-105	ELECTRICITY	233.79
010-015-53762-195	JANITORIAL SUPPLIES	39.00
010-015-53764-160	HEATING FUEL/PROPANE	357.81
010-015-53765-160	HEATING FUEL/PROPANE	403.71
010-015-53766-105	ELECTRICITY	387.70
010-015-53766-160	HEATING FUEL/PROPANE	383.11
010-015-53767-160	HEATING FUEL/PROPANE	535.34
010-015-53769-105	ELECTRICITY	159.56
010-015-53769-160	HEATING FUEL/PROPANE	620.46
010-015-53770-160	HEATING FUEL/PROPANE	284.85
010-015-53771-105	ELECTRICITY	231.04
010-015-53771-160	HEATING FUEL/PROPANE	236.09

Account Summary

Account Number	Account Name	Payment Amount
010-015-53774-105	ELECTRICITY	327.92
010-015-55010-000	CAPITAL OUTLAY	4,156.29
010-016-53010-000	SERVICES AND SUPPLIES	2,490.00
010-018-52010-000	EMPLOYEES BENEFITS	128.57
010-018-53010-000	SERVICES AND SUPPLIES	2,924.48
010-018-53010-058	CONTRACT SERVICES	13,137.59
010-018-53010-224	CIRCUIT/BROADBAND	5,453.22
010-018-53010-360	TELEPHONE/FAX	461.20
010-018-55010-000	CAPITAL OUTLAY	24,932.03
010-022-52010-000	EMPLOYEES BENEFITS	85.71
010-022-53010-000	SERVICES AND SUPPLIES	462.19
010-022-53010-098	PACE COALITION	480.00
010-022-53010-200	JUV PROB RECREATION ...	2,608.33
010-022-53010-318	POSTAGE	20.01
010-022-53010-359	MEDICAID ROOM/BRD ...	918.00
010-022-53105-130	FUEL	192.59
010-024-52010-000	EMPLOYEES BENEFITS	128.57
010-024-53010-300	OFFICE SUPPLIES	394.78
010-024-53010-360	TELEPHONE/FAX	44.38
010-026-53010-071	DRUG COURT	122.42
010-026-53010-112	DATA SOFTWARE CONT...	4,500.00
010-026-53010-318	POSTAGE	1,050.74
010-026-53010-352	RESTITUTION PAYMENTS	2,509.78
010-028-36003-000	REFUNDS	100.00
010-028-52010-000	EMPLOYEES BENEFITS	171.43
010-028-53010-360	TELEPHONE/FAX	98.86
010-028-53010-410	WITNESS FEES	25.00
010-034-52020-000	EMP BENEFITS/SHERIFF ...	257.14
010-034-52022-000	EMP BENEFITS/SHERIFF ...	257.14
010-034-52024-000	EMP BENEFITS/SHERIFF ...	128.57
010-034-52026-000	EMP BENEFITS/SHERIFF ...	300.00
010-034-53010-004	ANIMAL CONTROL	322.02
010-034-53010-035	BACKGROUND INVESTIG...	375.00
010-034-53010-044	COMMUNICATION SUP/...	337.82
010-034-53010-242	MACHINE MAINTENANCE	14.26
010-034-53010-300	OFFICE SUPPLIES	20.00
010-034-53010-360	TELEPHONE/FAX	1,711.68
010-034-53010-361	911 LINE CHARGES	8.64
010-034-53010-370	TRAVEL/TRAINING	1,074.00
010-034-53105-130	FUEL	903.57
010-034-53105-245	VEHICLE MAINTENANCE	262.54
010-039-53010-000	SERVICES AND SUPPLIES	195.00
010-040-53010-000	SERVICES AND SUPPLIES	472.95
010-040-53010-043	PUSH-TO-TALK SUBSCRI...	1,297.00
010-040-53010-058	CONTRACT SERVICES	2,460.00
010-040-53010-320	PROTECTIVE CLOTHING	239.97
010-042-52010-000	EMPLOYEES BENEFITS	428.57
010-042-53010-000	SERVICES AND SUPPLIES	396.73
010-042-53010-044	COMMUNICATION SUP/...	323.93
010-042-53010-300	OFFICE SUPPLIES	478.74
010-042-53010-318	POSTAGE	48.97
010-042-53010-360	TELEPHONE/FAX	308.89
010-052-53010-058	CONTRACT SERVICES	7,649.15
010-052-53010-161	HOME HEALTH SERVICES	1,957.50
010-054-52010-000	EMPLOYEES BENEFITS	171.43
010-054-53010-000	SERVICES AND SUPPLIES	105.00
010-054-53010-019	BILLING EXPENSES	392.00
010-054-53010-044	COMMUNICATION SUP/...	193.04

Account Summary

Account Number	Account Name	Payment Amount
010-054-53010-360	TELEPHONE/FAX	249.13
010-054-53010-370	TRAVEL/TRAINING	42.00
010-070-52010-000	EMPLOYEES BENEFITS	42.86
010-070-53010-316	POOL SWIM TEAM EXPE...	150.00
010-072-52032-000	EMP BENEFITS/EUREKA	2,193.81
010-072-52033-000	EMP BENEFITS/CV CENT...	128.57
010-072-53360-000	C V SENIOR CENTER SERV..	581.23
010-072-53360-326	RAW FOOD	1,772.39
010-072-53672-000	EUREKA CENTER SERVICE..	186.66
010-072-53672-242	MACHINE MAINTENANCE	30.23
010-072-53672-326	RAW FOOD	1,407.59
010-072-53876-109	EQUIPMENT	258.60
010-072-53876-275	PUBLIC INFORMATION	275.44
010-072-53876-370	TRAVEL/TRAINING	57.00
010-073-52010-000	EMPLOYEES BENEFITS	42.86
010-074-53010-105	ELECTRICITY	353.07
010-086-52010-000	EMPLOYEES BENEFITS	42.86
010-086-53010-000	SERVICES AND SUPPLIES	1,215.41
010-086-53010-062	CONVENTION SUPPLIES	199.14
010-086-53010-170	INSURANCE	145.00
010-086-53010-242	MACHINE MAINTENANCE	43.04
010-088-52010-000	EMPLOYEES BENEFITS	85.71
014-101-53010-087	INVESTMENT FEES	44.61
014-101-53010-169	RETIREE HEALTH INS CO...	17,183.56
014-101-53010-172	INSURANCE LOSS DEDU...	10,640.87
015-102-53010-087	INVESTMENT FEES	242.42
020-104-52010-000	EMPLOYEES BENEFITS	600.00
020-106-53010-000	SERVICES AND SUPPLIES	25.94
020-106-53010-087	INVESTMENT FEES	36.76
020-106-53010-360	TELEPHONE/FAX	168.96
020-106-53010-370	TRAVEL/TRAINING	2,400.00
020-106-53010-371	SHOP TOOLS	447.11
020-106-53105-330	VEHICLE REPAIRS/MAINT	1,387.34
020-106-53105-358	TIRES	3,569.00
020-106-53748-105	ELECTRICITY	530.88
020-106-53748-330	REPAIRS/MAINT	237.33
020-106-53749-160	HEATING FUEL/PROPANE	530.18
025-110-53010-087	INVESTMENT FEES	193.44
030-120-53010-087	INVESTMENT FEES	25.18
035-125-53010-087	INVESTMENT FEES	5.81
040-130-53010-087	INVESTMENT FEES	83.99
042-140-53010-087	INVESTMENT FEES	124.97
044-151-53105-330	VEHICLE REPAIRS/MAINT	1,027.33
044-160-53010-087	INVESTMENT FEES	27.08
044-162-53010-105	ELECTRICITY	687.74
045-177-53010-087	INVESTMENT FEES	104.85
045-177-53010-105	ELECTRICITY	2,778.40
045-177-53010-360	TELEPHONE/FAX	49.52
045-177-55010-000	CAPITAL OUTLAY	14,118.61
046-196-53010-087	INVESTMENT FEES	6.10
048-209-52010-000	EMPLOYEES BENEFITS	85.71
048-209-53010-000	SERVICES AND SUPPLIES	93.30
048-209-53010-087	INVESTMENT FEES	15.98
048-209-53010-360	TELEPHONE/FAX	210.34
050-213-53010-087	INVESTMENT FEES	15.97
050-214-53010-105	ELECTRICITY	304.70
050-216-53010-058	CONTRACT SERVICES	1,513.50
050-216-53010-105	ELECTRICITY	501.57

Account Summary

Account Number	Account Name	Payment Amount
050-217-53010-058	CONTRACT SERVICES	250.00
060-218-52010-000	EMPLOYEES BENEFITS	42.86
060-218-53010-087	INVESTMENT FEES	5.63
070-222-53010-087	INVESTMENT FEES	7.73
100-236-53010-087	INVESTMENT FEES	12.55
110-240-53010-087	INVESTMENT FEES	0.71
120-245-53010-087	INVESTMENT FEES	19.47
120-245-53010-105	ELECTRICITY	452.02
125-247-53010-087	INVESTMENT FEES	71.71
127-263-53010-087	INVESTMENT FEES	32.59
150-250-53010-087	INVESTMENT FEES	1.00
155-252-53010-087	INVESTMENT FEES	2.09
175-270-53010-087	INVESTMENT FEES	9.15
175-270-53010-182	INDIGENT - FUEL	400.00
180-272-53010-087	INVESTMENT FEES	10.78
190-273-52010-000	EMPLOYEES BENEFITS	85.72
190-273-53010-000	SERVICES AND SUPPLIES	80.99
190-273-53010-058	CONTRACT SERVICES	2,846.40
190-273-53010-087	INVESTMENT FEES	63.91
220-271-53010-000	SERVICES AND SUPPLIES	41.38
220-271-53010-087	INVESTMENT FEES	44.14
225-274-53010-087	INVESTMENT FEES	2.38
227-279-53010-087	INVESTMENT FEES	0.27
230-275-53010-087	INVESTMENT FEES	1.41
233-276-53010-087	INVESTMENT FEES	1.02
235-277-53010-087	INVESTMENT FEES	3.85
Grand Total:		222,928.79

Project Account Summary

Project Account Key	Payment Amount
None	222,928.79
Grand Total:	222,928.79



Fund	Beginning Balance	Total Revenues	Total Expenses	Ending Balance
010 - GENERAL FUND	43,278,860.68	11,484,491.18	23,426,566.65	31,336,785.21
012 - PROPERTY SALE TRUST FUND	86,238.83	0.00	0.00	86,238.83
014 - RETIREE HLTH INS PREM FD	2,351,359.19	44,125.07	206,405.16	2,189,079.10
015 - FUTURE RESERVE FUND	11,979,585.44	234,095.41	3,426.40	12,210,254.45
020 - ROAD FUND	921,512.36	3,297,208.08	2,588,822.12	1,629,898.32
025 - REG TRANSPORTATION COMM	8,903,872.96	3,667,159.38	2,859,253.05	9,711,779.29
030 - AGRICULTURAL EXTENSION	1,239,449.33	102,380.00	73,295.91	1,268,533.42
035 - AGRICULTURAL DIST #15	312,889.43	67,418.09	87,876.49	292,431.03
040 - BLDG OPER&MAINT RES FUND	4,076,119.56	157,566.69	1,179.15	4,232,507.10
042 - CAPITAL PROJECTS FUND	6,054,610.97	527,723.98	283,364.57	6,298,970.38
044 - TOWN OF EUREKA FUND	1,270,172.60	126,193.80	40,335.65	1,356,030.75
045 - EUREKA WTR/SWR UTLTY FD	14,858,752.86	6,509,316.24	3,894,559.11	17,473,509.99
046 - CRESCENT VALLEY TOWN	308,917.11	33,386.12	42,488.05	299,815.18
048 - CV WATER UTILITY FUND	2,599,030.63	122,300.20	319,525.50	2,401,805.33
050 - EUREKA CO TV DISTRICT	822,328.26	137,879.04	177,316.15	782,891.15
060 - DIAMOND VALLEY WEED DIST	267,185.56	72,687.45	63,264.62	276,608.39
070 - DIAMOND VALLEY RODENT	368,538.23	23,667.74	26,316.26	365,889.71
077 - FFY05YUCCAMT DIRECT PYMT	0.00	0.00	0.00	0.00
100 - RECREATION FUND	578,740.17	86,172.85	44,450.50	620,462.52
110 - TOURISM FUND	35,883.14	7,282.30	7,351.14	35,814.30
120 - DEVIL'S GATE WATER DIST	2,702,517.45	77,780.84	258,095.83	2,522,202.46
125 - WATER MITIGATION FUND	3,641,073.22	493,580.39	526,862.04	3,607,791.57
127 - NAT RES MULT USE FUND	1,581,128.46	70,346.09	9,433.87	1,642,040.68
150 - RANGE IMPROVEMENT DIST 1	44,719.63	6,715.53	7,596.51	43,838.65
155 - RANGE IMPROVEMENT DIST 6	100,382.32	10,294.22	4,734.35	105,942.19
160 - DEPT OF MINERAL RESOURCE	0.00	287,960.00	287,960.00	0.00
165 - EUREKA CO. GAME BOARD	3,354.58	1,222.87	1,271.23	3,306.22
170 - ACCIDENT INDIGENT FUND	20,253.11	117,111.31	111,697.23	25,667.19
175 - EUREKA CO INDIGENT FUND	437,247.38	44,096.50	31,823.73	449,520.15
180 - HOSP CO INDG HOSP FUND	508,017.30	91,824.23	52,316.61	547,524.92
190 - LANDFILL FUND	2,831,765.65	633,985.36	271,248.45	3,194,502.56
220 - ASSR TECH FND NRS361.530	2,219,331.06	182,936.27	181,880.53	2,220,386.80
225 - RECORDER TECHNOLOGY FUND	111,241.69	8,733.12	33.00	119,941.81
227 - DISTRICT COURT IMP FUND	11,995.68	1,396.00	3.58	13,388.10
230 - JUSTICE COURT A A FUND	67,365.98	3,527.02	51.24	70,841.76
233 - JUV COURT A A FUND	49,577.53	1,600.62	1,479.31	49,698.84
235 - JUST CRT FACILITY FUND	187,387.13	6,880.80	54.15	194,213.78
240 - FORENSIC FEE	1,109.82	46.82	25.14	1,131.50
250 - STATE OF NEVADA	3,986.27	1,736,001.47	1,441,383.93	298,603.81
320 - SCHOOL GENERAL FUND	17,184.57	5,855,343.64	5,855,485.71	17,042.50
996 - UB UNAPPLIED CREDIT	0.00	0.00	0.00	0.00
Report Total:	114,853,686.14	36,332,436.72	43,189,232.92	107,996,889.94



Pooled Cash Report

Eureka County, Nevada

For the Period Ending 3/31/2025

ACCOUNT #	ACCOUNT NAME	BEGINNING BALANCE	CURRENT ACTIVITY	CURRENT BALANCE
CLAIM ON CASH				
010-000-10101-000	CLAIM ON CASH - GENERAL FUND	33,570,583.91	(1,410,551.31)	32,160,032.60
012-000-10101-000	CLAIM ON CASH - PROPERTY SALE TRUST FUND	86,238.83	0.00	86,238.83
014-000-10101-000	CLAIM ON CASH - RETIREE HLTH INS PREM FD	2,277,384.09	(28,708.10)	2,248,675.99
015-000-10101-000	CLAIM ON CASH - FUTURE RESERVE FUND	12,371,899.91	0.00	12,371,899.91
020-000-10101-000	CLAIM ON CASH - ROAD FUND	1,876,378.55	(202,159.16)	1,674,219.39
025-000-10101-000	CLAIM ON CASH - REG TRANSPORTATION COMM	9,875,281.85	(5,103.00)	9,870,178.85
030-000-10101-000	CLAIM ON CASH - AGRICULTURAL EXTENSION	1,285,305.53	0.00	1,285,305.53
035-000-10101-000	CLAIM ON CASH - AGRICULTURAL DIST #15	296,661.47	(84.00)	296,577.47
040-000-10101-000	CLAIM ON CASH - BLDG OPER&MAINT RES FUND	4,287,760.99	0.00	4,287,760.99
042-000-10101-000	CLAIM ON CASH - CAPITAL PROJECTS FUND	6,379,658.03	0.00	6,379,658.03
044-000-10101-000	CLAIM ON CASH - TOWN OF EUREKA FUND	1,382,473.86	(7,764.82)	1,374,709.04
045-000-10101-000	CLAIM ON CASH - EUREKA WTR/SWR UTILITY FD	5,352,627.45	(3,029.15)	5,349,598.30
046-000-10101-000	CLAIM ON CASH - CRESCENT VALLEY TOWN	311,251.67	(6,994.60)	304,257.07
048-000-10101-000	CLAIM ON CASH - CV WATER UTILITY FUND	815,575.96	(1,875.67)	813,700.29
050-000-10101-000	CLAIM ON CASH - EUREKA CO TV DISTRICT	815,377.81	(18,923.11)	796,454.70
060-000-10101-000	CLAIM ON CASH - DIAMOND VALLEY WEED DIST	287,251.73	(5,774.95)	281,476.78
070-000-10101-000	CLAIM ON CASH - DIAMOND VALLEY RODENT	394,612.43	(23,765.32)	370,847.11
100-000-10101-000	CLAIM ON CASH - RECREATION FUND	640,545.52	(12,400.00)	628,145.52
110-000-10101-000	CLAIM ON CASH - TOURISM FUND	36,280.29	0.00	36,280.29
120-000-10101-000	CLAIM ON CASH - DEVIL'S GATE WATER DIST	993,972.59	(1,127.96)	992,844.63
125-000-10101-000	CLAIM ON CASH - WATER MITIGATION FUND	3,660,891.28	(3,884.84)	3,657,006.44
127-000-10101-000	CLAIM ON CASH - NAT RES MULT USE FUND	1,663,547.32	0.00	1,663,547.32
150-000-10101-000	CLAIM ON CASH - RANGE IMPROVEMENT DIST 1	51,201.01	(7,583.08)	43,617.93
155-000-10101-000	CLAIM ON CASH - RANGE IMPROVEMENT DIST 6	106,946.58	(1,500.00)	105,446.58
160-000-10101-000	CLAIM ON CASH - DEPT OF MINERAL RESOURCE	600.00	(600.00)	0.00
165-000-10101-000	CLAIM ON CASH - EUREKA CO. GAME BOARD	3,846.31	(410.93)	3,435.38
170-000-10101-000	CLAIM ON CASH - ACCIDENT INDIGENT FUND	25,327.06	0.00	25,327.06
175-000-10101-000	CLAIM ON CASH - EUREKA CO INDIGENT FUND	467,041.79	(11,305.09)	455,736.70
180-000-10101-000	CLAIM ON CASH - HOSP CO INDG HOSP FUND	550,503.91	3,623.99	554,127.90
190-000-10101-000	CLAIM ON CASH - LANDFILL FUND	3,262,840.17	(24,307.78)	3,238,532.39
220-000-10101-000	CLAIM ON CASH - ASSR TECH FND NRS361.530	2,253,544.64	(2,558.74)	2,250,985.90
225-000-10101-000	CLAIM ON CASH - RECORDER TECHNOLOGY FUND	121,445.22	0.00	121,445.22
227-000-10101-000	CLAIM ON CASH - DISTRICT COURT AA FUND	13,550.23	0.00	13,550.23
230-000-10101-000	CLAIM ON CASH - JUSTICE COURT A A FUND	71,752.16	0.00	71,752.16
233-000-10101-000	CLAIM ON CASH - JUV COURT A A FUND	51,837.49	(1,465.02)	50,372.47
235-000-10101-000	CLAIM ON CASH - JUST CRT FACILITY FUND	196,746.12	0.00	196,746.12
240-000-10101-000	CLAIM ON CASH - FORENSIC FEE	1,146.48	0.00	1,146.48
250-000-10101-000	CLAIM ON CASH - STATE OF NEVADA	299,827.64	(5,085.80)	294,741.84
320-000-10101-000	CLAIM ON CASH - SCHOOL GENERAL FUND	1,042,662.49	(1,042,658.93)	3.56
996-000-10101-000	CLAIM ON CASH - UB UNAPPLIED CASH	29,352.49	286.14	29,638.63
TOTAL CLAIM ON CASH		97,211,732.86	(2,825,711.23)	94,386,021.63
CASH IN BANK				
Cash in Bank				
999-000-10102-000	CASH IN BANK - COUNTY CHECKING	(1,423.59)	0.00	(1,423.59)
999-000-10103-000	CASH IN BANK - DEPOSIT ACCOUNTS	14,659.99	32,087.38	46,747.37
999-000-10104-000	CASH IN BANK - CONCENTRATION	4,694,685.09	0.00	4,694,685.09
999-000-10105-000	CASH IN BANK - SILVER MONEY MARKET	1,285,998.93	0.00	1,285,998.93
999-000-10106-000	CASH IN BANK - LOCAL GOVERNMENT INVESTMEN	6,060,188.84	0.00	6,060,188.84
999-000-10107-000	CASH IN BANK - MEEDER INVESTMENT	85,273,654.24	0.00	85,273,654.24
999-000-10109-000	CASH IN BANK - NEW COUNTY CHECKING	(116,030.64)	(2,857,798.61)	(2,973,829.25)

ACCOUNT #	ACCOUNT NAME	BEGINNING BALANCE	CURRENT ACTIVITY	CURRENT BALANCE	
999-000-11501-000	UB UNAPPLIED CREDIT	0.00	0.00	0.00	
TOTAL: Cash in Bank		<u>97,211,732.86</u>	<u>(2,825,711.23)</u>	<u>94,386,021.63</u>	
Wages Payable					
999-000-20200-000	WAGES PAYABLE	0.00	0.00	0.00	
TOTAL: Wages Payable		<u>0.00</u>	<u>0.00</u>	<u>0.00</u>	
TOTAL CASH IN BANK		<u>97,211,732.86</u>	<u>(2,825,711.23)</u>	<u>94,386,021.63</u>	
DUE TO OTHER FUNDS					
999-000-24910-000	DUE TO OTHER FUNDS	97,211,732.86	(2,825,711.23)	94,386,021.63	
TOTAL DUE TO OTHER FUNDS		<u>97,211,732.86</u>	<u>(2,825,711.23)</u>	<u>94,386,021.63</u>	
Claim on Cash	94,386,021.63	Claim on Cash	94,386,021.63	Cash in Bank	94,386,021.63
Cash in Bank	<u>94,386,021.63</u>	Due To Other Funds	<u>94,386,021.63</u>	Due To Other Funds	<u>94,386,021.63</u>
Difference	<u>0.00</u>	Difference	<u>0.00</u>	Difference	<u>0.00</u>

ACCOUNT #	ACCOUNT NAME	BEGINNING BALANCE	CURRENT ACTIVITY	CURRENT BALANCE
ACCOUNTS PAYABLE PENDING				
010-000-29300-000	ACCOUNTS PAYABLE	66,849.25	(630.99)	66,218.26
012-000-29300-000	ACCOUNTS PAYABLE	0.00	0.00	0.00
014-000-29300-000	ACCOUNTS PAYABLE	0.00	0.00	0.00
015-000-29300-000	ACCOUNTS PAYABLE	0.00	0.00	0.00
020-000-29300-000	ACCOUNTS PAYABLE	8,889.83	(254.33)	8,635.50
025-000-29300-000	ACCOUNTS PAYABLE	0.00	0.00	0.00
030-000-29300-000	ACCOUNTS PAYABLE	0.00	0.00	0.00
035-000-29300-000	ACCOUNTS PAYABLE	0.00	0.00	0.00
040-000-29300-000	ACCOUNTS PAYABLE	0.00	0.00	0.00
042-000-29300-000	ACCOUNTS PAYABLE	0.00	0.00	0.00
044-000-29300-000	ACCOUNTS PAYABLE	0.00	0.00	0.00
045-000-29300-000	ACCOUNTS PAYABLE	468.43	371.73	840.16
046-000-29300-000	ACCOUNTS PAYABLE	70.00	0.00	70.00
048-000-29300-000	ACCOUNTS PAYABLE	590.46	(371.97)	218.49
050-000-29300-000	ACCOUNTS PAYABLE	38.88	(38.88)	0.00
060-000-29300-000	ACCOUNTS PAYABLE	516.27	(0.01)	516.26
070-000-29300-000	ACCOUNTS PAYABLE	0.00	0.00	0.00
100-000-29300-000	ACCOUNTS PAYABLE	0.00	0.00	0.00
110-000-29300-000	ACCOUNTS PAYABLE	0.00	0.00	0.00
120-000-29300-000	ACCOUNTS PAYABLE	269.75	22.97	292.72
125-000-29300-000	ACCOUNTS PAYABLE	0.00	0.00	0.00
127-000-29300-000	ACCOUNTS PAYABLE	0.00	0.00	0.00
150-000-29300-000	ACCOUNTS PAYABLE	0.00	0.00	0.00
155-000-29300-000	ACCOUNTS PAYABLE	0.00	0.00	0.00
160-000-29300-000	ACCOUNTS PAYABLE	0.00	0.00	0.00
165-000-29300-000	ACCOUNTS PAYABLE	15.92	47.80	63.72
170-000-29300-000	ACCOUNTS PAYABLE	0.00	0.00	0.00
175-000-29300-000	ACCOUNTS PAYABLE	0.00	0.00	0.00
180-000-29300-000	ACCOUNTS PAYABLE	0.00	0.00	0.00
190-000-29300-000	ACCOUNTS PAYABLE	1,187.07	0.00	1,187.07
220-000-29300-000	ACCOUNTS PAYABLE	343.52	0.01	343.53
225-000-29300-000	ACCOUNTS PAYABLE	0.00	0.00	0.00
227-000-29300-000	ACCOUNTS PAYABLE	0.00	0.00	0.00
230-000-29300-000	ACCOUNTS PAYABLE	0.00	0.00	0.00
233-000-29300-000	ACCOUNTS PAYABLE	0.00	0.00	0.00
235-000-29300-000	ACCOUNTS PAYABLE	0.00	0.00	0.00
240-000-29300-000	ACCOUNTS PAYABLE	0.00	0.00	0.00
250-000-29300-000	ACCOUNTS PAYABLE	0.00	0.00	0.00
320-000-29300-000	ACCOUNTS PAYABLE	0.00	0.00	0.00
TOTAL ACCOUNTS PAYABLE PENDING		79,239.38	(853.67)	78,385.71
DUE FROM OTHER FUNDS				
999-000-16010-000	DUE FROM GENERAL FUND	(66,849.25)	630.99	(66,218.26)
999-000-16012-000	DUE FROM PROPERTY SALE TRUST FUND	0.00	0.00	0.00
999-000-16014-000	DUE FROM RETIREE HLTH INS PREM FD	0.00	0.00	0.00
999-000-16015-000	DUE FROM FUTURE RESERVE FUND	0.00	0.00	0.00
999-000-16020-000	DUE FROM ROAD FUND	(8,889.83)	254.33	(8,635.50)
999-000-16025-000	DUE FROM REG TRANSPORTATION COMM	0.00	0.00	0.00
999-000-16030-000	DUE FROM AGRICULTURAL EXTENSION	0.00	0.00	0.00
999-000-16035-000	DUE FROM AGRICULTURAL DIST #15	0.00	0.00	0.00
999-000-16040-000	DUE FROM BLDG OPER&MAINT RES FUND	0.00	0.00	0.00
999-000-16042-000	DUE FROM CAPITAL PROJECTS FUND	0.00	0.00	0.00
999-000-16044-000	DUE FROM TOWN OF EUREKA FUND	0.00	0.00	0.00
999-000-16045-000	DUE FROM EUREKA WTR/SWR UTILITY FD	(468.43)	(371.73)	(840.16)
999-000-16046-000	DUE FROM CRESCENT VALLEY TOWN	(70.00)	0.00	(70.00)
999-000-16048-000	DUE FROM CV WATER UTILITY FUND	(590.46)	371.97	(218.49)
999-000-16050-000	DUE FROM EUREKA CO TV DISTRICT	(38.88)	38.88	0.00
999-000-16060-000	DUE FROM DIAMOND VALLEY WEED DIST	(516.27)	0.01	(516.26)
999-000-16070-000	DUE FROM DIAMOND VALLEY RODENT	0.00	0.00	0.00
999-000-16110-000	DUE FROM TOURISM FUND	0.00	0.00	0.00

ACCOUNT #	ACCOUNT NAME	BEGINNING BALANCE	CURRENT ACTIVITY	CURRENT BALANCE	
999-000-16111-000	DUE FROM RECREATION FUND	0.00	0.00	0.00	
999-000-16120-000	DUE FROM DEVIL'S GATE WATER DIST	(269.75)	(22.97)	(292.72)	
999-000-16125-000	DUE FROM WATER MITIGATION FUND	0.00	0.00	0.00	
999-000-16127-000	DUE FROM NAT RES MULT USE FUND	0.00	0.00	0.00	
999-000-16150-000	DUE FROM RANGE IMPROVEMENT DIST 1	0.00	0.00	0.00	
999-000-16155-000	DUE FROM RANGE IMPROVEMENT DIST 6	0.00	0.00	0.00	
999-000-16160-000	DUE FROM DEPT OF MINERAL RESOURCE	0.00	0.00	0.00	
999-000-16165-000	DUE FROM EUREKA CO. GAME BOARD	(15.92)	(47.80)	(63.72)	
999-000-16170-000	DUE FROM ACCIDENT INDIGENT FUND	0.00	0.00	0.00	
999-000-16175-000	DUE FROM EUREKA CO INDIGENT FUND	0.00	0.00	0.00	
999-000-16180-000	DUE FROM HOSP CO INDG HOSP FUND	0.00	0.00	0.00	
999-000-16190-000	DUE FROM LANDFILL FUND	(1,187.07)	0.00	(1,187.07)	
999-000-16220-000	DUE FROM ASSR TECH FND NRS361.530	(343.52)	(0.01)	(343.53)	
999-000-16225-000	DUE FROM RECORDER TECHNOLOGY FUND	0.00	0.00	0.00	
999-000-16230-000	DUE FROM JUSTICE COURT A A FUND	0.00	0.00	0.00	
999-000-16233-000	DUE FROM JUV COURT A A FUND	0.00	0.00	0.00	
999-000-16235-000	DUE FROM JUST CRT FACILITY FUND	0.00	0.00	0.00	
999-000-16240-000	DUE FROM FORENSIC FEE	0.00	0.00	0.00	
999-000-16250-000	DUE FROM STATE OF NEVADA	0.00	0.00	0.00	
999-000-16320-000	DUE FROM SCHOOL GENERAL FUND	0.00	0.00	0.00	
TOTAL DUE FROM OTHER FUNDS		<u>(79,239.38)</u>	<u>853.67</u>	<u>(78,385.71)</u>	
ACCOUNTS PAYABLE					
999-000-29300-000	ACCOUNTS PAYABLE	<u>79,239.38</u>	<u>(853.67)</u>	<u>78,385.71</u>	
TOTAL ACCOUNTS PAYABLE		<u>79,239.38</u>	<u>(853.67)</u>	<u>78,385.71</u>	
AP Pending	78,385.71	AP Pending	78,385.71	Due From Other Funds	78,385.71
Due From Other Funds	78,385.71	Accounts Payable	78,385.71	Accounts Payable	78,385.71
Difference	<u>0.00</u>	Difference	<u>0.00</u>	Difference	<u>0.00</u>

CONTRACT FOR LIBRARY SERVICE

THIS AGREEMENT, made and entered into effective the 20th day of February, 2024 by and between the MYBRARY BOARD OF TRUSTEES, hereinafter referred to as MYBRARY, and the EUREKA COUNTY BOARD OF COMMISSIONERS, hereinafter referred to as EUREKA.

WITNESSETH:

WHEREAS, EUREKA has determined that public library services are in the public interest and is unable to finance the establishment of its own facility.

WHEREAS, MYBRARY is willing and able to provide services to EUREKA as hereinafter set forth:

NOW, THEREFORE, in consideration of the mutual promises of the parties hereto and by virtue of the authority granted by the provisions of Chapters 378 and 379 of the Nevada Revised Statutes, it is mutually agreed as follows:

1. This contract shall commence JULY 1, 2024 and shall terminate JUNE 30, 2025.
2. It is expressly understood and agreed by the parties hereto that said parties shall perform all lawful acts necessary to accrue the mutual benefits of cooperative action.
3. EUREKA herewith agrees to pay to MYBRARY the total sum of \$129,912.00, to be divided into quarterly installments, beginning the month prior to the commencement of the contract as stated in paragraph 1, to be used by MYBRARY in defraying costs of materials and services hereinafter described to be rendered to EUREKA.
4. EUREKA herewith agrees to establish and maintain public library services

at CRESCENT VALLEY and EUREKA for the use and benefit of the residents of EUREKA County.

5. MYBRARY herewith agrees to provide and maintain at the library facility at CRESCENT VALLEY, 1,000 volumes; and at the library facility at EUREKA, 3,000 volumes.
6. EUREKA may recommend to MYBRARY persons to act as library assistants. MYBRARY will employ, terminate, and supervise said library assistants, and provide in-service training in library techniques and services. The library assistant at CRESCENT VALLEY shall be expected to devote 13.5 hours per week exclusively to the library facility; and the library assistant at EUREKA shall be expected to devote 30 hours per week exclusively to the library facility.
7. EUREKA will provide and maintain in good order adequate quarters to house the library service and provide utilities for the library facilities.
8. EUREKA will provide for basic utilities at library facilities including monthly phone service for voice and fax. Computer internet, library circulation software, maintenance, and other services associated with the computer network will be paid by MYBRARY with funds herein provided.
9. MYBRARY will provide for internet services at a discounted rate through the Universal Service Program for as long as the library is qualified and/or federal funding is available upon the request of EUREKA. The customer balance will be paid by MYBRARY with funds herein provided.
10. MYBRARY will provide the salaries and "Other Post-Employment Benefits" (OPEB) for said library assistants as mandated by EUREKA County Commission or the Nevada State Legislature which will be paid out

of the funds herein provided. Cost associated with previous employees eligible and receiving the OPEB will be paid out of the funds herein provided.

11. MYBRARY will provide free mail service for library materials to rural residents of EUREKA County, and MYBRARY librarians will make such trips to EUREKA County as necessary to provide adequate services there.
12. Library facilities of Elko County shall be available to residents of Eureka County, together with interlibrary loan privileges.
13. EUREKA County retains the ownership of all library equipment and furnishings purchased with funding from EUREKA County. Equipment and furnishings purchased with funding from MYBRARY or through the grant process by MYBRARY staff remain in the inventory and in the possession of ELKO County.
14. Should any party hereto breach the terms of this agreement, the exclusive right of the other party shall be the right to cancellation of this contract, effective upon sixty (60) days written notice to the other party, with payment of funds to be made pro rata to termination date.
15. In the event that either party does not wish to renew the contract in the next fiscal year for the services indicated in this agreement, the party must give the other party notice in writing of the intention to terminate, at least sixty (60) days prior to the beginning of the next fiscal year in which notice was properly given. In the event of dissolution of future agreements between EUREKA and MYBRARY, EUREKA agrees to accept responsibility of service and contracts that MYBRARY is unable to cancel, including but not limited to internet services and OPEB benefits, and the ongoing costs included therewith.

16. No waiver of any right under this Agreement shall be effective unless contained in a writing signed by a duly authorized officer or representative of the party sought to be charged with the waiver and no waiver of any right arising from any breach or failure to perform shall be deemed to be a waiver of any future right or of any other right arising under this Agreement.
17. If any provision of this Agreement shall be invalid, void, or illegal, it shall in no way effect, impair, invalidate any of the other provisions hereof.
18. This Agreement sets forth the entire agreement of the parties as to the subject matter hereof and supersedes all prior discussions and understandings between them. This Agreement may not be amended or rescinded in any manner except by instrument in writing signed by a duly authorized officer or representative of each party hereto.

IN WITNESS WHEREOF, the parties hereto have hereunto set their hands and seals the day and first above written.

MYBRARY BOARD OF TRUSTEES

By Robbie L. Nickel
President

Attest Kassie Art.
Library Director

EUREKA COUNTY BOARD OF
COUNTY COMMISSIONERS

By Rice McKay
Chairman

Attest Kathy Bowling
Eureka County Clerk

**EUREKA COUNTY
BUDGET
2024/2025**

SALARIES:

Salaries:

Crescent Valley,	\$ 13,261.00	
Eureka,	\$ 42,131.00	\$ 55,392.00

Retirement:

Crescent Valley,	none withheld	
Eureka,	\$ 14,114.00	\$14,114.00

Insurance:

Crescent Valley,	none withheld	
Eureka,	\$ 14,000.00	\$ 14,000.00

Medicare/Social Security/Unemployment:

Crescent Valley & Eureka,		\$ 4,789.00
---------------------------	--	-------------

Vacation and Sick Leave (Substitute/Temp):

Eureka		\$ 3,600.00
--------	--	-------------

Other Post-Employee Benefits

Crescent Valley & Eureka (None at this time)		\$ 0.00
--	--	---------

Total Salaries		\$ 91,895.00
-----------------------	--	---------------------

OPERATING EXPENSES:

Supplies:

Crescent Valley,	\$ 500.00	
Eureka,	\$ 1,200.00	
Catalog Production,	\$ 400.00	\$ 2,100.00

Travel/Training (at .67¢ per mile):

Crescent Valley,	\$ 174.00	
Eureka,	\$ 308.00	
Training,	\$ 500.00	\$ 982.00

Book Leasing:

Crescent Valley & Eureka,	\$ 3,800.00
---------------------------	-------------

Audio/Visual Material:

Crescent Valley & Eureka,	\$ 1,500.00
---------------------------	-------------

Equipment Repair/Supplies:

Crescent Valley & Eureka,	\$ 500.00
---------------------------	-----------

Network Access/Integrated Library System:

Crescent Valley & Eureka,	\$ 5,005.00
---------------------------	-------------

Total Operating \$ 13,887.00

CONTRACT LIBRARY FEE:

Crescent Valley & Eureka,	\$ 24,130.00
---------------------------	--------------

SUB TOTAL \$ 38,017.00

GRAND TOTAL \$ 129,912.00

From: [Marty Plaskett](#)
To: [Kathy Bowling](#)
Subject: FW: MyBrary Contract with Eureka County.
Date: Tuesday, March 25, 2025 9:29:05 PM
Attachments: [image001.png](#)

Kathy, this is the entire thread of my questions for Ms. Antonucci. I don't know how to pull just the tables out of it for backup material.
Thanks, Marty.

From: Kassie Antonucci <krkincai@exploremybrary.org>
Sent: Wednesday, March 19, 2025 2:06 PM
To: Marty Plaskett <MPlaskett@EurekaCountyNV.gov>
Cc: Melissa Spence <mspence@exploremybrary.org>
Subject: [EXTERNAL] RE: MyBrary Contract with Eureka County.

CAUTION: This Message originated outside your organization.

[Redacted]

Thank you; we are always happy to help. Yes, the decrease in usage in Crescent Valley would be in part due to the staffing issues. Here are the stats we have for Q1 and Q2 of this fiscal year and we are seeing an uptick in the numbers.

Location 7/1/24- 12/31/24	Checkout Totals	Visitor Totals	New Cards Issued	Computer Usage	Programs	Program Attendance
Crescent Valley	724	327	12	76	14	127

I do not foresee any issue with filling those additional hours and we anticipate adding them to Tuesdays. We are also considering Saturdays, but in the past have not received as much usage on weekends as we do throughout the week.

I can be available for a phone call if you provide the time and what number you would like for me to call. I can also provide my cellphone in case you need to reach me for any reason - 775-340-4861.

Please don't hesitate to reach out if there is anything else we can assist you with.

Thank you,

KASSIE ANTONUCCI
MLIS, LIBRARY DIRECTOR



775.738.3066
EXPLOREMYBRARY.ORG
720 COURT STREET ELKO, NEVADA 89801

From: Marty Plaskett <MPlaskett@EurekaCountyNV.gov>

Sent: Wednesday, March 19, 2025 12:58 PM
To: Kassie Antonucci <krkincai@exploremybrary.org>
Cc: Melissa Spence <mspence@exploremybrary.org>
Subject: RE: MyBrary Contract with Eureka County.

You don't often get email from mplaskett@eurekacountynv.gov. [Learn why this is important](#)

Kassie, Thank You for the prompt response. The Visitor totals and stats are very important to our decision. I am not in favor of reducing hours in Eureka that would decrease benefits. With that said, the 340 Visitor reduction in CV was partially due to staffing issues for 4 months if I understand you correctly? We appreciate you using that time to do the upgrades mentioned.

I don't feel it necessary to take the time for travel if we have further questions, but could you be available for a phone call during the meeting if necessary? I can provide the approximate time slot when the agenda is finalized 3 days prior to the meeting.

Would you have preliminary Visitor stats for Qrt 3 & 4/2024 in CV if it was fully staffed, to see if the Visitor reduction has improved?

If the personnel increased cost is amenable to the Commission, do you foresee an issue fulfilling the extra 4.5 hour day with your current staff, and which day of the week would the extra day fit with their schedule?

Thanks, Marty.

From: Kassie Antonucci <krkincai@exploremybrary.org>
Sent: Wednesday, March 19, 2025 11:28 AM
To: Marty Plaskett <MPlaskett@EurekaCountyNV.gov>
Cc: Melissa Spence <mspence@exploremybrary.org>
Subject: [EXTERNAL] RE: MyBrary Contract with Eureka County.

CAUTION: This Message originated outside your organization.

Good morning commissioner,

I hope this week has been treating you well. Thank you for bringing this to our attention. We are happy to answer questions/discuss options relating to the library; would you like for us to attend the April 1st meeting?

As to your current questions - To increase Crescent Valley to 18hrs a week would increase personnel costs by \$5,023 a year. Additionally, if you were to cut hours from Eureka, even one hour a week, our branch assistant would lose their health insurance benefit. If you were to do a large cut, they could also lose their other benefits.

Stats (as of 3/19/25):

Crescent Valley

- has 196 "active" library cards in the system
- has 2054 cataloged items assigned to their branch

Eureka

- has 423 "active" library cards in the system
- has 7543 cataloged items assigned to their branch

7/1/23-6/30/24 (Please note that we were short-staffed and the Crescent Valley branch was open to the

public sporadically for 4 months while we worked on hiring an assistant and relied on substitutes when appropriate - we used this time to clean up files, put in new computers, and do a full item rotation).

Location	Checkout Totals	Visitor Totals	New Cards Issued	Computer Usage	Programs	Program Attendance
Crescent Valley	1027	464	16	111	13	39
Eureka	2629	1697	42	347	44	119

7/1/22-6/30/23

Location	Checkout Totals	Visitor Totals	New Cards Issued	Computer Usage	Programs	Program Attendance
Crescent Valley	2162	804	19	135	3	30
Eureka	1505	1477	30	242	30	57

From: Marty Plaskett <MPlaskett@EurekaCountyNV.gov>

Sent: Tuesday, March 18, 2025 3:43 PM

To: Kassie Antonucci <krkincai@exploremybrary.org>

Cc: Rich McKay <RMckay@EurekaCountyNV.gov>; Michael Schoenwald <MSchoenwald@EurekaCountyNV.gov>

Subject: MyBrary Contract with Eureka County.

You don't often get email from mplaskett@eurekacountynv.gov. [Learn why this is important](#)

Ms. Antonucci,

Hi, I'm Marty and have a few questions about the MyBrary Contract with Eureka County. We discussed the contract in the commission meeting today and had public input from Crescent Valley inquiring about adding an extra day in their week (18 hrs vs 13.5). We would like to look at that scenario, if it is possible with your current aide in CV, or possibly even adjusting the Eureka hours to accommodate the change? What would be extremely helpful in this decision is patron logs from both locations if you keep track. I don't feel the extra payroll dollars will be a problem even if Eureka is left with its current schedule.

Please let me know what options are available. We have scheduled the MyBrary contract as discussion only at the next Commission meeting April, 1, 2025, to let the public know the options and then it will be on the following meeting for approval April 15th if we have consensus. My understanding June 1, being the date you would like this approved for the new fiscal year?

Thank You Kindly, Marty.

CONFIDENTIALITY NOTICE:

This email from Eureka County, and any files transmitted with it, are for the sole use of the intended recipient(s) and contain information that may be confidential and/or legally privileged. If you have received this email in error, please notify the sender by reply email, and delete the message. Any disclosure, copying, distribution or use of this communication by someone other than the intended recipient is prohibited.

RECEIVED

MAR 03 2025

EUREKA COUNTY CLERK

MYBRARY

YOUR COMMUNITY LIBRARY

720 COURT STREET | ELKO, NV 89801 | WWW.EXPLOREMYBRARY.ORG | 775-738-3066

March 18, 2025

Mr. Rich McKay, Chairman
Eureka County Commission
P O Box 677
Eureka, Nevada 89316

Dear Chairman McKay:

Enclosed you will find two copies of the contract for library service for FY 2025-2025. The Chairman of the Elko County Library Board of Trustees has signed both copies. After your Board has had the opportunity to discuss the contract, it will then only be necessary to sign and return one copy of the contract for our records. The other copy can be signed and kept for your records.

We have tried to keep the budget as low as possible.

- We have included in our budget the normal Contract Fee increase of 2%, an increase in the amount of \$483.00.
- We have included in our budget the increase in fuel costs per the GSA website, an increase of \$8.00.
- We have included in our budget an increase in Book Leasing of \$200.00.
- We have include a step increase for the Eureka Branch Assistant in the amount of \$2,315.00. There was a retirement increase in the amount of \$2,220.00. Medicare/Social Security/Unemployment Insurance increased in the amount of \$669.00.

With all these changes, there is a total difference of \$5,895.00 from last year's budget.



Kassie Antonucci
Director | Mybrary
(775) 738-3066
krkincai@elkocountynv.net



Melissa Spence
Assistant Director | Mybrary
(775) 738-3066
mspence@elkocountynv.net

CONTRACT FOR LIBRARY SERVICE

THIS AGREEMENT, made and entered into effective the 18th day of February, 2025 by and between the MYBRARY BOARD OF TRUSTEES, hereinafter referred to as MYBRARY, and the EUREKA COUNTY BOARD OF COMMISSIONERS, hereinafter referred to as EUREKA.

WITNESSETH:

WHEREAS, EUREKA has determined that public library services are in the public interest and is unable to finance the establishment of its own facility.

WHEREAS, MYBRARY is willing and able to provide services to EUREKA as hereinafter set forth:

NOW, THEREFORE, in consideration of the mutual promises of the parties hereto and by virtue of the authority granted by the provisions of Chapters 378 and 379 of the Nevada Revised Statutes, it is mutually agreed as follows:

1. This contract shall commence JULY 1, 2025 and shall terminate JUNE 30, 2026.
2. It is expressly understood and agreed by the parties hereto that said parties shall perform all lawful acts necessary to accrue the mutual benefits of cooperative action.
3. EUREKA herewith agrees to pay to MYBRARY the total sum of \$135,807.00, to be divided into quarterly installments, beginning the month prior to the commencement of the contract as stated in paragraph 1, to be used by MYBRARY in defraying costs of materials and services hereinafter described to be rendered to EUREKA.
4. EUREKA herewith agrees to establish and maintain public library services

at CRESCENT VALLEY and EUREKA for the use and benefit of the residents of EUREKA County.

5. MYBRARY herewith agrees to provide and maintain at the library facility at CRESCENT VALLEY, 1,000 volumes; and at the library facility at EUREKA, 3,000 volumes.
6. EUREKA may recommend to MYBRARY persons to act as library assistants. MYBRARY will employ, terminate, and supervise said library assistants, and provide in-service training in library techniques and services. The library assistant at CRESCENT VALLEY shall be expected to devote 13.5 hours per week exclusively to the library facility; and the library assistant at EUREKA shall be expected to devote 30 hours per week exclusively to the library facility.
7. EUREKA will provide and maintain in good order adequate quarters to house the library service and provide utilities for the library facilities.
8. EUREKA will provide for basic utilities at library facilities including monthly phone service for voice and fax. Computer internet, library circulation software, maintenance, and other services associated with the computer network will be paid by MYBRARY with funds herein provided.
9. MYBRARY will provide for internet services at a discounted rate through the Universal Service Program for as long as the library is qualified and/or federal funding is available upon the request of EUREKA. The customer balance will be paid by MYBRARY with funds herein provided.
10. MYBRARY will provide the salaries and "Other Post-Employment Benefits" (OPEB) for said library assistants as mandated by EUREKA County Commission or the Nevada State Legislature which will be paid out

of the funds herein provided. Cost associated with previous employees eligible and receiving the OPEB will be paid out of the funds herein provided.

11. MYBRARY will provide free mail service for library materials to rural residents of EUREKA County, and MYBRARY librarians will make such trips to EUREKA County as necessary to provide adequate services there.
12. Library facilities of Elko County shall be available to residents of Eureka County, together with interlibrary loan privileges.
13. EUREKA County retains the ownership of all library equipment and furnishings purchased with funding from EUREKA County. Equipment and furnishings purchased with funding from MYBRARY or through the grant process by MYBRARY staff remain in the inventory and in the possession of ELKO County.
14. Should any party hereto breach the terms of this agreement, the exclusive right of the other party shall be the right to cancellation of this contract, effective upon sixty (60) days written notice to the other party, with payment of funds to be made pro rata to termination date.
15. In the event that either party does not wish to renew the contract in the next fiscal year for the services indicated in this agreement, the party must give the other party notice in writing of the intention to terminate, at least sixty (60) days prior to the beginning of the next fiscal year in which notice was properly given. In the event of dissolution of future agreements between EUREKA and MYBRARY, EUREKA agrees to accept responsibility of service and contracts that MYBRARY is unable to cancel, including but not limited to internet services and OPEB benefits, and the ongoing costs included therewith.

16. No waiver of any right under this Agreement shall be effective unless contained in a writing signed by a duly authorized officer or representative of the party sought to be charged with the waiver and no waiver of any right arising from any breach or failure to perform shall be deemed to be a waiver of any future right or of any other right arising under this Agreement.
17. If any provision of this Agreement shall be invalid, void, or illegal, it shall in no way effect, impair, invalidate any of the other provisions hereof.
18. This Agreement sets forth the entire agreement of the parties as to the subject matter hereof and supersedes all prior discussions and understandings between them. This Agreement may not be amended or rescinded in any manner except by instrument in writing signed by a duly authorized officer or representative of each party hereto.

IN WITNESS WHEREOF, the parties hereto have hereunto set their hands and seals the day and first above written.

MYBRARY BOARD OF TRUSTEES

By Robbie L. Nickel
President

Attest Kassie A.
Library Director

EUREKA COUNTY BOARD OF
COUNTY COMMISSIONERS

By _____
Chairman

Attest _____
Eureka County Clerk

**EUREKA COUNTY
BUDGET
2025/2026**

SALARIES:

Salaries:

Crescent Valley,	\$ 13,261.00	
Eureka,	\$ 44,446.00	\$ 57,707.00

Retirement:

Crescent Valley,	none withheld	
Eureka,	\$ 16,334.00	\$16,334.00

Insurance:

Crescent Valley,	none withheld	
Eureka,	\$ 14,000.00	\$ 14,000.00

Medicare/Social Security/Unemployment:

Crescent Valley & Eureka,		\$ 5,458.00
---------------------------	--	-------------

Vacation and Sick Leave (Substitute/Temp):

Eureka		\$ 3,600.00
--------	--	-------------

Other Post-Employee Benefits

Crescent Valley & Eureka (None at this time)		\$ 0.00
--	--	---------

Total Salaries		\$ 97,099.00
-----------------------	--	---------------------

OPERATING EXPENSES:**Supplies:**

Crescent Valley,	\$ 500.00	
Eureka,	\$ 1,200.00	
Catalog Production,	\$ 400.00	\$ 2,100.00

Travel/Training (at .70C per mile):

Crescent Valley,	\$ 171.00	
Eureka,	\$ 319.00	
Training,	\$ 500.00	\$ 990.00

Book Leasing:

Crescent Valley & Eureka,	\$ 4,000.00
---------------------------	-------------

Audio/Visual Material:

Crescent Valley & Eureka,	\$ 1,500.00
---------------------------	-------------

Equipment Repair/Supplies:

Crescent Valley & Eureka,	\$ 500.00
---------------------------	-----------

Network Access/Integrated Library System:

Crescent Valley & Eureka,	\$ 5,005.00
---------------------------	-------------

Total Operating	<u>\$ 14,095.00</u>
------------------------	---------------------

CONTRACT LIBRARY FEE:

Crescent Valley & Eureka,	\$ 24,613.00
---------------------------	--------------

SUB TOTAL	<u>\$ 38,708.00</u>
------------------	---------------------

GRAND TOTAL	\$ 135,807.00
--------------------	----------------------

DONATE LIFE MONTH PROCLAMATION- April 2025

WHEREAS, more than 100,000 people in the U.S., including nearly 700 Nevadans, are currently in need of an organ transplant;

WHEREAS, on average, 180 people are added to the nation's organ transplant waiting list each day – one every 8 minutes;

WHEREAS, approximately 13 people die daily in the United States while waiting for an organ transplant;

WHEREAS, one organ, eye, and tissue donor can save and heal more than 75 people;

WHEREAS, every person, regardless of gender, age, race, ethnicity, or economic status, has the power and the potential to transform a life through organ, eye, and tissue donation;

WHEREAS, registering as an organ and tissue donor at a local Department of Motor Vehicles or online at www.nvdonor.org is a simple, yet deeply compassionate way to help others;

NOW, THEREFORE, LET IT BE RESOLVED THAT WE, BOARD OF EUREKA COUNTY COMMISSIONERS, do hereby proclaim the month of April 2025 as Donate Life Month in Eureka County Nevada. We encourage all residents to join us in promoting organ, eye and tissue donation and donor registration throughout Donate Life Month.

Board of Eureka County Commissioners
County of Eureka, State of Nevada

By _____

Rich McKay, Chairman

By _____

Marty Plaskett, Vice Chair

By _____

Mike Schoenwald, Member

ATTEST: _____

Katherine J. Bowling, Clerk



EUREKA COUNTY BOARD OF COMMISSIONERS

AGENDA ITEM REQUEST FORM

The Eureka County Board of Commissioners meets the first and third Tuesday of each month beginning at 9:30 a.m. Requests for an agenda item must be submitted seven calendar days prior to the meeting.

- NOTE: Content of the Board's agenda is subject to approval by the Chairman.
- Topics may be limited to those that are relevant to, or within the authority of, the County Commission.
- Completing this form does not guarantee that the requested item will appear on the published agenda.

1. Person or Organization requesting agenda item: (Printed name and signature)

Vitality Unlimited Ester Quilici, CEO

2. Contact Information (email address, telephone, mailing address):

Betti Magney betti.magney@vitalityunlimited.org 775-738-4158

3. Date of Commission meeting for which you are making this request:

April 1, 2025

4. Agenda Item:

Introduce Ester Quilici Vitality Unlimited, CEO to discuss our services to make available in Eureka County

5. Select one: FOR POSSIBLE ACTION FOR DISCUSSION ONLY

For ACTION items, please describe the specific action you are requesting from the Board:

6. List any supporting materials and attach copies to this request form:

Presentation possible

7. Provide any additional information that may be helpful in relation to your agenda request:

Do you have access to meetings via Zoom or Teams or in person only?

Return completed form to:

Eureka County Clerk Recorder

Katherine J. Bowling

10 S. Main St./PO Box 540

Eureka, NV 89316

(775) 237-5263

CountyCommission@eurekacountynv.gov



EUREKA COUNTY BOARD OF COMMISSIONERS

AGENDA ITEM REQUEST FORM

The Eureka County Board of Commissioners meets the first and third Tuesday of each month beginning at 9:30 a.m. Requests for an agenda item must be submitted seven calendar days prior to the meeting.

- NOTE: Content of the Board's agenda is subject to approval by the Chairman.
- Topics may be limited to those that are relevant to, or within the authority of, the County Commission.
- Completing this form does not guarantee that the requested item will appear on the published agenda.

1. Person or Organization requesting agenda item: (Printed name and signature)

Daren Winkelman - Central Nevada Health District

2. Contact Information (email address, telephone, mailing address):

daren.winkelman@centralnevadahd.org (775) 867-8181 485 West B Street Fallon, NV 89406

3. Date of Commission meeting for which you are making this request:

April 1st, 2025

4. Agenda Item:

Update regarding the Central Nevada Health District

5. Select one: FOR POSSIBLE ACTION FOR DISCUSSION ONLY

For ACTION items, please describe the specific action you are requesting from the Board:

6. List any supporting materials and attach copies to this request form:

7. Provide any additional information that may be helpful in relation to your agenda request:

Return completed form to:

Eureka County Clerk Recorder

Katherine J. Bowling

10 S. Main St./PO Box 540

Eureka, NV 89316

(775) 237-5263

CountyCommission@eurekacountynv.gov

**EUREKA COUNTY
TREASURER'S REPORT
For the Month of February 2025**

Date: 3/26/2025
Prepared by: P. JOHNSON
Reviewed by: *[Signature]*

Combined balance per all bank and investment account statements, February 28, 2025	\$ 97,314,527.10 <i>(see below)</i>
Deposits in transit	14,659.99
Less: Outstanding checks	(1,423.59)
Outstanding New Acct Checks	(116,030.64)
 Bank balance, adjusted	97,211,732.86
 Balance per Tyler, February 28, 2025	97,211,732.86

PBA Balance, adjusted	97,211,732.86
Difference	<u><u>(0.00)</u></u>

Date 3/26/25

Prepared by: PJOHNSON

Reviewed by: *Obdorny*

**Eureka County
Expenditures
For the Month of February 2025
General County Checking**

<u>Date</u>	<u>Description</u>	<u>Amount</u>
2/4/2025	AP	929,272.57
2/7/2025	PAYROLL	242,596.34
2/7/2025	DIRECT PAYABLES	52,694.87
2/7/2025	INSURANCE	159,460.73
2/11/2025	SPECIAL AP	252,141.92
2/18/2025	AP	322,555.11
2/20/2025	PAYROLL	235,439.67
2/20/2025	PAYROLL	52,387.25
2/20/2025	PERS	210,134.21
	Total expenditures	<u><u>2,456,682.67</u></u>

Eureka County
Apportionments, by Fund
For the Month of February 2025

Date 3/26/2025
 Prepared by: P. JOHNSON
 Reviewed by: *Shadberry*

Fund Number	Fund Name	Real Prop #1 Apportionsments	Personal Prop Apportionsments
010	General	909,202.52	3,240.00
015	Future Reserve	0.27	
020	Road	115836.29	436.11
025	Reg Transportation Comm	256,977.76	968.84
030	Agricultural Extension	13,847.31	48.50
035	Agricultural Dist #15	6,893.74	24.17
040	Building Maint & Oper	13,794.09	48.34
042	Capital Improvement Fund	69,262.26	242.74
044	Town of Eureka Fund	2,836.08	
046	Crescent Valley Town	791.61	
050	Eureka County TV District	11,769.91	41.22
060	Diamond Valley Weed District	130.47	
070	Diamond Valley Rodent	2.30	
120	Devil's Gate Water District		
125	Water Mitigation	13,866.69	48.54
127	Nat Res Mult Use Fund	6,922.05	24.23
170	Accident Indigent Fund	20,774.57	72.76
175	Eureka Co Indigent Fund	4,565.93	15.96
180	Eureka Co. Indg Hosp Fund	13,847.94	48.50
190	Landfill Fund	96,726.40	339.52
250	Lwr Reese Rvr		
250	DV Water		
250	Maggie Creek Water		
250	Pine Valley		
250	Crescent Valley Water		
250	WhirlWind Water	3,339.16	
250	Humboldt Water	4,029.67	
250	State of Nevada	235,506.59	825.32
250	Kobeh Valley	57.20	
250	Boulder Flat		
320	School Dist	1039017.65	3,641.28
010	Property Tax Overpayment	119.68	
010	Penalties	3,560.36	
010	6% Collect Fee	49,215.68	656.51
220	2% Collect Fee	16,404.78	218.82
TOTAL APPORTIONMENTS		\$ 2,909,298.96	\$ 10,941.36

**Eureka County
Revenue
For the Month of February 2025**

Cashiering

Receipt Number	Received From	Description	Amount
R046257	GRP PAN MINE	SPACE RENT	\$2,500.00
R046258	WP	SHARED POWER	\$100.00
R046259	SKY FIBER	SPACE RENT	\$360.00
R046260	LANDER GENERAL IMPROVEMENT DIST NO1	SPACE RENT JAN 2025	\$800.00
R046261	T-MOBILE	SPACE RENT	\$1,850.00
R046262	JACKIE BERG	SELF PAY EMPLOYEE BENEFITS	\$205.64
R046263	TRUCKIN' WATER INC.	RE-PAY CV CHRISTMAS PARTY	\$500.00
R046264	TRUCKIN' WATER INC.	RE-PAY CV CHRISTMAS PARTY #2	\$700.81
R046265	PATRICIA AIKEN	COPIES	\$5.75
R046266	ST OF NV	LEPC SERC REIMBERSEMENT #2	\$641.95
R046267	MT WHEELER POWER	SPACE RENT	\$200.00
R046268	SURBURBAN PROPANE	REFUND MARCH 2003	\$1,021.14
R046269	ST OF NV	IAF CREDITS Q1	\$1,811.99
R046354	FIRST AMERICAN TITLE COMPANY	TITLE SEARCHES REFUND	\$235.00
R046355	ST OF NV	GAMING LICENSES JANUARY 2025	\$18,630.09
JN03043	AMEND TR R046257	GRP PAN MINE SPACE RENT	-\$250.00
R046407	ROOM TAX	JANUARY ROOM TAX	\$6,994.45
R046408	PERS	EMPLOYEE RETIREMENT	\$10,526.75
R046409	GEO THERMAL	FEBRUARY GOETHERMAL	\$158.64
R046410	ST OF NV	IAF CREDITS Q2	\$1,812.00
R046413	ST OF NV	CTX DECEMBER 2024	\$864,090.85
R046414	PERSONAL PROPERTY	FEB 2025	\$10,941.36
R046415	MUSEUM	FEB 2025	\$66.82
R046418	SWIM POOL	FEB 2025	\$1,498.00
R046419	CCATT	MARCH 2025 CV RENT	\$300.00
R046420	REAL PROPERTY	FEBRUARY 2025	\$2,909,298.96
R046422	SHERIFF	FEB 2025	\$827.50
R046423	SENIOR CENTER	FEB 2025	\$12,712.00
R046424	DISTRICT COURT	FEB 2025	\$343.50
R046426	ASSESSOR	FEB 2025	\$60.00
R046427	RECORDER	FEB 2025	\$6,073.80
R046428	JUVENILE PROBATION	FEB 2025	\$2,924.08
R046492	JUSTICE COURT	FEB 2025	\$15,565.33
R046493	OPERA HOUSE	FEB 2025	\$50.00
R046689	EMS	FEB 2025	\$7,149.07
	PUBLIC WORKS	MONTHLY DISTRIBUTION	\$40,018.59
	MEEDER	FEB 2025 INTEREST	\$226,159.26
	MMA	FEB 2025 INTEREST	\$132.82
	LGIP	FEB 2025 INTEREST	\$20,802.81

\$4,167,818.96



Eureka County, Nevada

Treasurers Report Summary

Date Range: 02/01/2025 - 02/28/2025

Fund	Beginning Cash Balance	Revenues	Expenses	Net Change Assets	Net Change Liabilities	Calculated Ending Balance	Actual Ending Balance	Calculated - Actual Ending
010 - GENERAL FUND	32,812,407.72	1,955,470.17	1,261,822.33	0.00	-64,528.35	33,570,583.91	33,570,583.91	0.00
012 - PROPERTY SALE TRUST FUND	86,238.83	0.00	0.00	0.00	0.00	86,238.83	86,238.83	0.00
014 - RETIREE HLTH INS PREM FD	2,290,018.56	5,873.99	18,508.46	0.00	0.00	2,277,384.09	2,277,384.09	0.00
015 - FUTURE RESERVE FUND	12,341,358.99	31,910.71	1,369.79	0.00	0.00	12,371,899.91	12,371,899.91	0.00
020 - ROAD FUND	2,489,685.86	121,112.08	739,343.99	0.00	-4,924.60	1,876,378.55	1,876,378.55	0.00
025 - REG TRANSPORTATION COMM	9,609,246.03	283,417.59	17,381.77	0.00	0.00	9,875,281.85	9,875,281.85	0.00
030 - AGRICULTURAL EXTENSION	1,268,238.95	17,210.95	144.37	0.00	0.00	1,285,305.53	1,285,305.53	0.00
035 - AGRICULTURAL DIST #15	289,059.55	7,683.08	81.16	0.00	0.00	296,661.47	296,661.47	0.00
040 - BLDG OPER&MAINT RES FUND	4,263,332.15	24,901.71	472.87	0.00	0.00	4,287,760.99	4,287,760.99	0.00
042 - CAPITAL PROJECTS FUND	6,382,400.56	85,959.84	88,702.37	0.00	0.00	6,379,658.03	6,379,658.03	0.00
044 - TOWN OF EUREKA FUND	1,367,409.87	16,265.05	1,201.06	0.00	0.00	1,382,473.86	1,382,473.86	0.00
045 - EUREKA WTR/SWR UTILITY FD	5,347,531.03	33,035.77	757,916.10	-730,000.00	23.25	5,352,627.45	5,352,627.45	0.00
046 - CRESCENT VALLEY TOWN	309,944.29	3,677.43	2,398.33	0.00	-28.28	311,251.67	311,251.67	0.00
048 - CV WATER UTILITY FUND	815,777.78	11,060.48	171,408.33	-160,000.00	-146.03	815,575.96	815,575.96	0.00
050 - EUREKA CO TV DISTRICT	809,103.43	22,939.03	16,770.00	0.00	-105.35	815,377.81	815,377.81	0.00
060 - DIAMOND VALLEY WEED DIST	291,308.03	1,709.66	5,960.47	0.00	-194.51	287,251.73	287,251.73	0.00
070 - DIAMOND VALLEY RODENT	392,797.62	1,858.40	43.59	0.00	0.00	394,612.43	394,612.43	0.00
077 - FFY05YUCCAMT DIRECT PYMT	0.00	0.00	0.00	0.00	0.00	0.00	0.00	0.00
100 - RECREATION FUND	632,844.86	7,772.28	71.62	0.00	0.00	640,545.52	640,545.52	0.00
110 - TOURISM FUND	35,644.18	640.02	3.91	0.00	0.00	36,280.29	36,280.29	0.00
120 - DEVIL'S GATE WATER DIST	992,781.01	6,058.61	185,056.91	-180,000.00	-189.88	993,972.59	993,972.59	0.00
125 - WATER MITIGATION FUND	3,679,363.63	23,357.65	41,830.00	0.00	0.00	3,660,891.28	3,660,891.28	0.00
127 - NAT RES MULT USE FUND	1,652,494.56	11,237.01	184.25	0.00	0.00	1,663,547.32	1,663,547.32	0.00
150 - RANGE IMPROVEMENT DIST 1	51,074.62	132.06	5.67	0.00	0.00	51,201.01	51,201.01	0.00
155 - RANGE IMPROVEMENT DIST 6	106,850.34	275.84	179.60	0.00	0.00	106,946.58	106,946.58	0.00
160 - DEPT OF MINERAL RESOURCE	520.00	600.00	520.00	0.00	0.00	600.00	600.00	0.00
165 - EUREKA CO. GAME BOARD	3,919.69	9.93	52.95	0.00	30.36	3,846.31	3,846.31	0.00
170 - ACCIDENT INDIGENT FUND	4,479.73	20,847.33	0.00	0.00	0.00	25,327.06	25,327.06	0.00
175 - EUREKA CO INDIGENT FUND	466,560.24	6,221.52	5,739.97	0.00	0.00	467,041.79	467,041.79	0.00
180 - HOSP CO INDG HOSP FUND	535,248.53	15,316.33	60.95	0.00	0.00	550,503.91	550,503.91	0.00
190 - LANDFILL FUND	3,177,318.82	109,997.16	25,267.74	0.00	-791.93	3,262,840.17	3,262,840.17	0.00
220 - ASSR TECH FND NRS361.530	2,233,572.32	22,436.09	2,529.86	0.00	-66.09	2,253,544.64	2,253,544.64	0.00
225 - RECORDER TECHNOLOGY FUND	120,710.35	748.24	13.37	0.00	0.00	121,445.22	121,445.22	0.00
227 - DISTRICT COURT IMP FUND	13,551.68	0.00	1.45	0.00	0.00	13,550.23	13,550.23	0.00
230 - JUSTICE COURT A FUND	71,350.98	409.07	7.89	0.00	0.00	71,752.16	71,752.16	0.00
233 - JUV COURT A FUND	51,645.51	197.70	5.72	0.00	0.00	51,837.49	51,837.49	0.00
235 - JUST CRT FACILITY FUND	195,925.36	842.47	21.71	0.00	0.00	196,746.12	196,746.12	0.00

Treasurers Report

Date Range: 02/01/2025 - 02/28/2025

Fund	Beginning Cash Balance	Revenues	Expenses	Net Change Assets	Net Change Liabilities	Calculated Ending Balance	Actual Ending Balance	Calculated - Actual Ending
240 - FORENSIC FEE	1,143.66	2.96	0.14	0.00	0.00	1,146.48	1,146.48	0.00
250 - STATE OF NEVADA	55,663.51	248,761.19	4,597.06	0.00	0.00	299,827.64	299,827.64	0.00
320 - SCHOOL GENERAL FUND	224,371.46	1,042,658.93	224,367.90	0.00	0.00	1,042,662.49	1,042,662.49	0.00
996 - UB UNAPPLIED CREDIT	28,280.19	0.00	0.00	0.00	-1,072.30	29,352.49	29,352.49	0.00
Report Total:	95,501,174.48	4,142,608.33	3,574,043.66	-1,070,000.00	-71,993.71	97,211,732.86	97,211,732.86	0.00



Pooled Cash Report

Eureka County, Nevada
For the Period Ending 2/28/2025

ACCOUNT #	ACCOUNT NAME	BEGINNING BALANCE	CURRENT ACTIVITY	CURRENT BALANCE
CLAIM ON CASH				
<u>010-000-10101-000</u>	CLAIM ON CASH - GENERAL FUND	32,812,407.72	758,176.19	33,570,583.91
<u>012-000-10101-000</u>	CLAIM ON CASH - PROPERTY SALE TRUST FUND	86,238.83	0.00	86,238.83
<u>014-000-10101-000</u>	CLAIM ON CASH - RETIREE HLTH INS PREM FD	2,290,018.56	(12,634.47)	2,277,384.09
<u>015-000-10101-000</u>	CLAIM ON CASH - FUTURE RESERVE FUND	12,341,358.99	30,540.92	12,371,899.91
<u>020-000-10101-000</u>	CLAIM ON CASH - ROAD FUND	2,489,685.86	(613,307.31)	1,876,378.55
<u>025-000-10101-000</u>	CLAIM ON CASH - REG TRANSPORTATION COMM	9,609,246.03	266,035.82	9,875,281.85
<u>030-000-10101-000</u>	CLAIM ON CASH - AGRICULTURAL EXTENSION	1,268,238.95	17,066.58	1,285,305.53
<u>035-000-10101-000</u>	CLAIM ON CASH - AGRICULTURAL DIST #15	289,059.55	7,601.92	296,661.47
<u>040-000-10101-000</u>	CLAIM ON CASH - BLDG OPER&MAINT RES FUND	4,263,332.15	24,428.84	4,287,760.99
<u>042-000-10101-000</u>	CLAIM ON CASH - CAPITAL PROJECTS FUND	6,382,400.56	(2,742.53)	6,379,658.03
<u>044-000-10101-000</u>	CLAIM ON CASH - TOWN OF EUREKA FUND	1,367,409.87	15,063.99	1,382,473.86
<u>045-000-10101-000</u>	CLAIM ON CASH - EUREKA WTR/SWR UTILITY FD	5,347,531.03	5,096.42	5,352,627.45
<u>046-000-10101-000</u>	CLAIM ON CASH - CRESCENT VALLEY TOWN	309,944.29	1,307.38	311,251.67
<u>048-000-10101-000</u>	CLAIM ON CASH - CV WATER UTILITY FUND	815,777.78	(201.82)	815,575.96
<u>050-000-10101-000</u>	CLAIM ON CASH - EUREKA CO TV DISTRICT	809,103.43	6,274.38	815,377.81
<u>060-000-10101-000</u>	CLAIM ON CASH - DIAMOND VALLEY WEED DIST	291,308.03	(4,056.30)	287,251.73
<u>070-000-10101-000</u>	CLAIM ON CASH - DIAMOND VALLEY RODENT	392,797.62	1,814.81	394,612.43
<u>100-000-10101-000</u>	CLAIM ON CASH - RECREATION FUND	632,844.86	7,700.66	640,545.52
<u>110-000-10101-000</u>	CLAIM ON CASH - TOURISM FUND	35,644.18	636.11	36,280.29
<u>120-000-10101-000</u>	CLAIM ON CASH - DEVIL'S GATE WATER DIST	992,781.01	1,191.58	993,972.59
<u>125-000-10101-000</u>	CLAIM ON CASH - WATER MITIGATION FUND	3,679,363.63	(18,472.35)	3,660,891.28
<u>127-000-10101-000</u>	CLAIM ON CASH - NAT RES MULT USE FUND	1,652,494.56	11,052.76	1,663,547.32
<u>150-000-10101-000</u>	CLAIM ON CASH - RANGE IMPROVEMENT DIST 1	51,074.62	126.39	51,201.01
<u>155-000-10101-000</u>	CLAIM ON CASH - RANGE IMPROVEMENT DIST 6	106,850.34	96.24	106,946.58
<u>160-000-10101-000</u>	CLAIM ON CASH - DEPT OF MINERAL RESOURCE	520.00	80.00	600.00
<u>165-000-10101-000</u>	CLAIM ON CASH - EUREKA CO. GAME BOARD	3,919.69	(73.38)	3,846.31
<u>170-000-10101-000</u>	CLAIM ON CASH - ACCIDENT INDIGENT FUND	4,479.73	20,847.33	25,327.06
<u>175-000-10101-000</u>	CLAIM ON CASH - EUREKA CO INDIGENT FUND	466,560.24	481.55	467,041.79
<u>180-000-10101-000</u>	CLAIM ON CASH - HOSP CO INDG HOSP FUND	535,248.53	15,255.38	550,503.91
<u>190-000-10101-000</u>	CLAIM ON CASH - LANDFILL FUND	3,177,318.82	85,521.35	3,262,840.17
<u>220-000-10101-000</u>	CLAIM ON CASH - ASSR TECH FND NRS361.530	2,233,572.32	19,972.32	2,253,544.64
<u>225-000-10101-000</u>	CLAIM ON CASH - RECORDER TECHNOLOGY FUND	120,710.35	734.87	121,445.22
<u>227-000-10101-000</u>	CLAIM ON CASH - DISTRICT COURT AA FUND	13,551.68	(1.45)	13,550.23
<u>230-000-10101-000</u>	CLAIM ON CASH - JUSTICE COURT A A FUND	71,350.98	401.18	71,752.16
<u>233-000-10101-000</u>	CLAIM ON CASH - JUV COURT A A FUND	51,645.51	191.98	51,837.49
<u>235-000-10101-000</u>	CLAIM ON CASH - JUST CRT FACILITY FUND	195,925.36	820.76	196,746.12
<u>240-000-10101-000</u>	CLAIM ON CASH - FORENSIC FEE	1,143.66	2.82	1,146.48
<u>250-000-10101-000</u>	CLAIM ON CASH - STATE OF NEVADA	55,663.51	244,164.13	299,827.64
<u>320-000-10101-000</u>	CLAIM ON CASH - SCHOOL GENERAL FUND	224,371.46	818,291.03	1,042,662.49
<u>996-000-10101-000</u>	CLAIM ON CASH - UB UNAPPLIED CASH	28,280.19	1,072.30	29,352.49
TOTAL CLAIM ON CASH		95,501,174.48	1,710,558.38	97,211,732.86

CASH IN BANK

Cash in Bank

<u>999-000-10102-000</u>	CASH IN BANK - COUNTY CHECKING	(1,541.40)	117.81	(1,423.59)
<u>999-000-10103-000</u>	CASH IN BANK - DEPOSIT ACCOUNTS	(695.43)	15,355.42	14,659.99
<u>999-000-10104-000</u>	CASH IN BANK - CONCENTRATION	3,164,841.46	1,529,843.63	4,694,685.09
<u>999-000-10105-000</u>	CASH IN BANK - SILVER MONEY MARKET	1,285,866.11	132.82	1,285,998.93
<u>999-000-10106-000</u>	CASH IN BANK - LOCAL GOVERNMENT INVESTMEN	6,039,386.03	20,802.81	6,060,188.84
<u>999-000-10107-000</u>	CASH IN BANK - MEEDER INVESTMENT	85,047,494.98	226,159.26	85,273,654.24
<u>999-000-10109-000</u>	CASH IN BANK - NEW COUNTY CHECKING	(34,177.27)	(81,853.37)	(116,030.64)

ACCOUNT #	ACCOUNT NAME	BEGINNING BALANCE	CURRENT ACTIVITY	CURRENT BALANCE	
<u>999-000-11501-000</u>	UB UNAPPLIED CREDIT	0.00	0.00	0.00	
TOTAL: Cash in Bank		<u>95,501,174.48</u>	<u>1,710,558.38</u>	<u>97,211,732.86</u>	
Wages Payable					
<u>999-000-20200-000</u>	WAGES PAYABLE	0.00	0.00	0.00	
TOTAL: Wages Payable		<u>0.00</u>	<u>0.00</u>	<u>0.00</u>	
TOTAL CASH IN BANK		<u>95,501,174.48</u>	<u>1,710,558.38</u>	<u>97,211,732.86</u>	
<u>DUE TO OTHER FUNDS</u>					
<u>999-000-24910-000</u>	DUE TO OTHER FUNDS	95,501,174.48	1,710,558.38	97,211,732.86	
TOTAL DUE TO OTHER FUNDS		<u>95,501,174.48</u>	<u>1,710,558.38</u>	<u>97,211,732.86</u>	
Claim on Cash	97,211,732.86	Claim on Cash	97,211,732.86	Cash in Bank	97,211,732.86
Cash in Bank	97,211,732.86	Due To Other Funds	97,211,732.86	Due To Other Funds	97,211,732.86
Difference	<u>0.00</u>	Difference	<u>0.00</u>	Difference	<u>0.00</u>

ACCOUNT #	ACCOUNT NAME	BEGINNING BALANCE	CURRENT ACTIVITY	CURRENT BALANCE
ACCOUNTS PAYABLE PENDING				
010-000-29300-000	ACCOUNTS PAYABLE	67,434.57	(585.32)	66,849.25
012-000-29300-000	ACCOUNTS PAYABLE	0.00	0.00	0.00
014-000-29300-000	ACCOUNTS PAYABLE	0.00	0.00	0.00
015-000-29300-000	ACCOUNTS PAYABLE	0.00	0.00	0.00
020-000-29300-000	ACCOUNTS PAYABLE	8,928.69	(38.86)	8,889.83
025-000-29300-000	ACCOUNTS PAYABLE	0.00	0.00	0.00
030-000-29300-000	ACCOUNTS PAYABLE	0.00	0.00	0.00
035-000-29300-000	ACCOUNTS PAYABLE	0.00	0.00	0.00
040-000-29300-000	ACCOUNTS PAYABLE	0.00	0.00	0.00
042-000-29300-000	ACCOUNTS PAYABLE	0.00	0.00	0.00
044-000-29300-000	ACCOUNTS PAYABLE	0.00	0.00	0.00
045-000-29300-000	ACCOUNTS PAYABLE	1,159.74	(691.31)	468.43
046-000-29300-000	ACCOUNTS PAYABLE	70.00	0.00	70.00
048-000-29300-000	ACCOUNTS PAYABLE	739.04	(148.58)	590.46
050-000-29300-000	ACCOUNTS PAYABLE	0.00	38.88	38.88
060-000-29300-000	ACCOUNTS PAYABLE	516.27	0.00	516.27
070-000-29300-000	ACCOUNTS PAYABLE	0.00	0.00	0.00
100-000-29300-000	ACCOUNTS PAYABLE	0.00	0.00	0.00
110-000-29300-000	ACCOUNTS PAYABLE	0.00	0.00	0.00
120-000-29300-000	ACCOUNTS PAYABLE	208.86	60.89	269.75
125-000-29300-000	ACCOUNTS PAYABLE	0.00	0.00	0.00
127-000-29300-000	ACCOUNTS PAYABLE	0.00	0.00	0.00
150-000-29300-000	ACCOUNTS PAYABLE	0.00	0.00	0.00
155-000-29300-000	ACCOUNTS PAYABLE	0.00	0.00	0.00
160-000-29300-000	ACCOUNTS PAYABLE	0.00	0.00	0.00
165-000-29300-000	ACCOUNTS PAYABLE	47.77	(31.85)	15.92
170-000-29300-000	ACCOUNTS PAYABLE	0.00	0.00	0.00
175-000-29300-000	ACCOUNTS PAYABLE	0.00	0.00	0.00
180-000-29300-000	ACCOUNTS PAYABLE	0.00	0.00	0.00
190-000-29300-000	ACCOUNTS PAYABLE	1,187.07	0.00	1,187.07
220-000-29300-000	ACCOUNTS PAYABLE	343.50	0.02	343.52
225-000-29300-000	ACCOUNTS PAYABLE	0.00	0.00	0.00
227-000-29300-000	ACCOUNTS PAYABLE	0.00	0.00	0.00
230-000-29300-000	ACCOUNTS PAYABLE	0.00	0.00	0.00
233-000-29300-000	ACCOUNTS PAYABLE	0.00	0.00	0.00
235-000-29300-000	ACCOUNTS PAYABLE	0.00	0.00	0.00
240-000-29300-000	ACCOUNTS PAYABLE	0.00	0.00	0.00
250-000-29300-000	ACCOUNTS PAYABLE	0.00	0.00	0.00
320-000-29300-000	ACCOUNTS PAYABLE	0.00	0.00	0.00
TOTAL ACCOUNTS PAYABLE PENDING		80,635.51	(1,396.13)	79,239.38
DUE FROM OTHER FUNDS				
999-000-16010-000	DUE FROM GENERAL FUND	(67,434.57)	585.32	(66,849.25)
999-000-16012-000	DUE FROM PROPERTY SALE TRUST FUND	0.00	0.00	0.00
999-000-16014-000	DUE FROM RETIREE HLTH INS PREM FD	0.00	0.00	0.00
999-000-16015-000	DUE FROM FUTURE RESERVE FUND	0.00	0.00	0.00
999-000-16020-000	DUE FROM ROAD FUND	(8,928.69)	38.86	(8,889.83)
999-000-16025-000	DUE FROM REG TRANSPORTATION COMM	0.00	0.00	0.00
999-000-16030-000	DUE FROM AGRICULTURAL EXTENSION	0.00	0.00	0.00
999-000-16035-000	DUE FROM AGRICULTURAL DIST #15	0.00	0.00	0.00
999-000-16040-000	DUE FROM BLDG OPER&MAINT RES FUND	0.00	0.00	0.00
999-000-16042-000	DUE FROM CAPITAL PROJECTS FUND	0.00	0.00	0.00
999-000-16044-000	DUE FROM TOWN OF EUREKA FUND	0.00	0.00	0.00
999-000-16045-000	DUE FROM EUREKA WTR/SWR UTLTY FD	(1,159.74)	691.31	(468.43)
999-000-16046-000	DUE FROM CRESCENT VALLEY TOWN	(70.00)	0.00	(70.00)
999-000-16048-000	DUE FROM CV WATER UTILITY FUND	(739.04)	148.58	(590.46)
999-000-16050-000	DUE FROM EUREKA CO TV DISTRICT	0.00	(38.88)	(38.88)
999-000-16060-000	DUE FROM DIAMOND VALLEY WEED DIST	(516.27)	0.00	(516.27)
999-000-16070-000	DUE FROM DIAMOND VALLEY RODENT	0.00	0.00	0.00
999-000-16110-000	DUE FROM TOURISM FUND	0.00	0.00	0.00

ACCOUNT #	ACCOUNT NAME	BEGINNING BALANCE	CURRENT ACTIVITY	CURRENT BALANCE	
999-000-16111-000	DUE FROM RECREATION FUND	0.00	0.00	0.00	
999-000-16120-000	DUE FROM DEVIL'S GATE WATER DIST	(208.86)	(60.89)	(269.75)	
999-000-16125-000	DUE FROM WATER MITIGATION FUND	0.00	0.00	0.00	
999-000-16127-000	DUE FROM NAT RES MULT USE FUND	0.00	0.00	0.00	
999-000-16150-000	DUE FROM RANGE IMPROVEMENT DIST 1	0.00	0.00	0.00	
999-000-16155-000	DUE FROM RANGE IMPROVEMENT DIST 6	0.00	0.00	0.00	
999-000-16160-000	DUE FROM DEPT OF MINERAL RESOURCE	0.00	0.00	0.00	
999-000-16165-000	DUE FROM EUREKA CO. GAME BOARD	(47.77)	31.85	(15.92)	
999-000-16170-000	DUE FROM ACCIDENT INDIGENT FUND	0.00	0.00	0.00	
999-000-16175-000	DUE FROM EUREKA CO INDIGENT FUND	0.00	0.00	0.00	
999-000-16180-000	DUE FROM HOSP CO INDG HOSP FUND	0.00	0.00	0.00	
999-000-16190-000	DUE FROM LANDFILL FUND	(1,187.07)	0.00	(1,187.07)	
999-000-16220-000	DUE FROM ASSR TECH FND NRS361.530	(343.50)	(0.02)	(343.52)	
999-000-16225-000	DUE FROM RECORDER TECHNOLOGY FUND	0.00	0.00	0.00	
999-000-16230-000	DUE FROM JUSTICE COURT A A FUND	0.00	0.00	0.00	
999-000-16233-000	DUE FROM JUV COURT A A FUND	0.00	0.00	0.00	
999-000-16235-000	DUE FROM JUST CRT FACILITY FUND	0.00	0.00	0.00	
999-000-16240-000	DUE FROM FORENSIC FEE	0.00	0.00	0.00	
999-000-16250-000	DUE FROM STATE OF NEVADA	0.00	0.00	0.00	
999-000-16320-000	DUE FROM SCHOOL GENERAL FUND	0.00	0.00	0.00	
TOTAL DUE FROM OTHER FUNDS		(80,635.51)	1,396.13	(79,239.38)	
ACCOUNTS PAYABLE					
999-000-29300-000	ACCOUNTS PAYABLE	80,635.51	(1,396.13)	79,239.38	
TOTAL ACCOUNTS PAYABLE		80,635.51	(1,396.13)	79,239.38	
AP Pending	79,239.38	AP Pending	79,239.38	Due From Other Funds	79,239.38
Due From Other Funds	79,239.38	Accounts Payable	79,239.38	Accounts Payable	79,239.38
Difference	0.00	Difference	0.00	Difference	0.00

We have prepared a quote for you

Crescent Valley Shure AP Replacement

Quote # 020519 Version 1

Prepared for:

Eureka County

Prepared by:

Patrick Everett

Products

Product Details	Qty
Shure Microflex Wireless 8 Channel Access Point Transceiver	1
Subtotal:	
	\$3,467.10

Sales Tax

Sales tax and fees (i.e. e-waste) to be added and calculated per current state and local municipalities rates at time of invoice.

Shipping

Description	Price	Qty	Ext. Price
Freight Charges Shipping will be added at the time of the bill.	\$0.00	1	\$0.00
Subtotal:			\$0.00

Crescent Valley Shure AP Replacement

Prepared by:

Quest

Patrick Everett
(916) 338-7070
Patrick_Everett@questsys.com

Prepared for:

Eureka County

PO Box 88
Eureka, NV 89316
Misty Rowley

MRowley@eurekacountynv.gov

Quote Information:

Quote #: 020519

Version: 1
Delivery Date: 03/24/2025
Expiration Date: 05/08/2025

Quote Summary

Description	Amount
Products	\$3,467.10
Total:	\$3,467.10

Warranty / Standard of Installation

Upon acceptance of this proposal, Quest will require a minimum of 7 business days to assemble materials before beginning any work. Quest will perform labor and installation of materials as per Quest's "Data Communications Standards".

As per the guidelines set forth by the State Contractors Association, Quest will provide a one-year warranty covering workmanship and compliance with applicable industry standards.

Network cabling, servers, system software installation, network cards, network electronics, configuration of hubs and routers, an internet provider, and any other materials not specifically listed will not be provided.

Quest would be privileged to provide you with additional pricing and consulting information upon request. If you have any further questions regarding these services please contact our offices at (916) 338-7070.

It is assumed by Quest or Quests' agents, that the above project is clear of any asbestos or any other chemical / biological hazard.

Payment terms are NET 30 days from date of invoice.

Terms and Conditions

Quest is hereby authorized to furnish all materials and labor to complete the work specified in this proposal, for which I/we agree to pay the contract price mentioned in this proposal, and according to the terms thereof.

In the event that an action at law or in equity is brought in any public court or private dispute resolution forum to enforce or interpret the terms of this agreement, the prevailing party shall be awarded reasonable attorneys' fees, photocopying expenses, etc.

I/we have read and agree to the provisions contained herein, and in any attachments that are made a part hereof and are described in the proposal.

Quest

Eureka County

Signature: _____

Name: Patrick Everett

Title: Audio Visual Engineer

Date: 03/24/2025

Signature: _____

Name: Misty Rowley

Date: _____

Sweetwater®

Music Instruments & Pro Audio
5501 US HWY 30 W
Fort Wayne, IN 46818
(800) 222-4700
Sweetwater.com

Quote Number 10602055
Quote Date 3/24/25
Delivery Method FedEx Priority (Business)
Customer Number 13273932

Quote To: Misty Rowley
Eureka County
Po Box 287
Eureka, NV 89316

Ship to: Misty Rowley
Eureka County
10 S Main St
ATTN: IT Department
Eureka, NV 89316

Qty.	Item	Description	Your Price	Total
1	MXWAPT8-Z10	Shure 8-ch Wls Access Point TCV for Microflex **Special Order**	\$3,810.00	\$3,810.00

Tax Exempt Certificate

Special orders non-returnable

Terms: Net 30 Days

Subtotal:	\$3,810.00
Shipping & Handling:	\$45.86
Free Shipping Promo:	-\$45.86
Tax:	\$0.00
Total:	\$3,810.00

Your Sales Engineer Is Zack McCord:

Dear Misty,

Thanks for the order! I'm looking forward to helping with future music needs!

If you ever have any questions or concerns, please do not hesitate to contact me at (800) 222-4700 x3086 or zack_mccord@sweetwater.com.

24-hour support is also available at Sweetwater.com/SweetCare, or with our in-house SweetCare Center by phone at (800) 222-4700 (M - F 9am - 6pm, Sat 9am - 5pm).

Sweetwater's Return Guidelines:

It's our goal to earn your trust and create a relationship with you for the long term by standing behind what we sell. We promise to deal with you fairly and reasonably; we hope you will be fair and reasonable with us as well. So, if for some reason you are not satisfied with your purchase, we will gladly accept your timely return of eligible items.

To make a return, simply contact your Sales Engineer to start the process.

For additional information on returns, please visit Sweetwater.com/help.

PHYSICIAN DIRECTOR AGREEMENT

I, MARTIN LARSEN M.D./D.O.
a physician licensed to practice medicine in Nevada, do hereby agree to serve as the agency
Medical Director for EUREKA COUNTY
on a continuing basis for a period of one (1) year. I further agree to notify the
agency, Division of Public and Behavior Health of any change in status of this Agreement at
least 30 days prior to any change as per NAC 450B.505 6 (a).


It is understood that I will be responsible for

- a) Establishment, implementation and evaluation of medical standards for pre-hospital emergency care provided by this agency.
- b) Confirm proficiency levels for personnel of the service.

It is further understood that I may also establish or approve:

- a) Medical protocols and policies for this agency.
- b) Educational programs within the service that is consistent with state standards.
- c) Medical standards for dispatch procedures for this agency.
- d) Standing orders that direct emergency care prior to initiating contact with a physician.
- e) A system of medical quality improvement for this agency.
- f) Suspension of a licensed attendant from duty within the agency pending review and evaluation by the Division.

MARTIN LARSEN
Agency Medical Director (Print)


Agency Medical Director (Signature)

3080 S. MAPLECREST DR.
Mailing Address

ST. GEORGE
City

VT
State

84790
Zip Code

435-703-5672
Phone Number

mcfl184@gmail.com
E-Mail Address

3/19/25
Date

To whom it may concern,

I am writing to express my interest in serving as the Eureka EMS medical director. I just finished residency training in Emergency Medicine in Las Vegas, NV and have a strong interest in becoming involved in EMS.

I work shifts occasionally in Ely, NV (as well as 2 rural locations in Utah) and have some familiarity with the area and the challenges facing rural medical care. I feel I would be a good fit for the role. I would request a monthly fee of \$500 for my services if accepted.

Thank you!

Dr. Martin Larsen
Sent from my iPhone

Nichole Cooley

From: Martin Larsen <mcfly184@gmail.com>
Sent: Thursday, February 6, 2025 10:19 PM
To: Nichole Cooley
Subject: [EXTERNAL] Interest in EMS director position

CAUTION: This Message originated outside your organization.

Hello,

This is Dr. Martin Larsen from St. George, UT. I work regularly in Ely, NV. Our ED director, Dr. Nielsen mentioned you were in need of a new EMS medical director. I am emailing to express my interest in the position. I recently graduated from residency in Las Vegas and have been wanting to become involved with EMS. I have a current Nevada state license and work in Ely every month or so.

Let me know if this is a possibility at all.

Thank you!

Dr. Martin Larsen
435-703-5672
Sent from my iPhone

Nichole Cooley

From: Martin Larsen <mcfly184@gmail.com>
Sent: Monday, February 10, 2025 12:16 PM
To: Nichole Cooley
Subject: Re: [EXTERNAL] Interest in EMS director position

CAUTION: This Message originated outside your organization.

To whom it may concern,

I am writing to express my interest in serving as the Eureka EMS medical director. I just finished residency training in Emergency Medicine in Las Vegas, NV and have a strong interest in becoming involved in EMS.

I work shifts occasionally in Ely, NV (as well as 2 rural locations in Utah) and have some familiarity with the area and the challenges facing rural medical care. I feel I would be a good fit for the role. I would request a monthly fee of \$500 for my services if accepted.

Thank you!

Dr. Martin Larsen
Sent from my iPhone

> On Feb 7, 2025, at 2:03 PM, Nichole Cooley <NCooley@eurekacountynv.gov> wrote:

>

> Dear Dr. Larsen,

>

> Thank you for your interest. I would like to know if you work in the emergency room in Ely. Additionally, could you please provide your fee for services? I will be presenting this information to our county commissioners at the upcoming meeting on February 18th.

>

> Thank you!

>

> Best regards,

> Nichole Cooley

>

>

>

> -----Original Message-----

> From: Martin Larsen <mcfly184@gmail.com>

> Sent: Thursday, February 6, 2025 10:19 PM

> To: Nichole Cooley <NCooley@EurekaCountyNV.gov>

> Subject: [EXTERNAL] Interest in EMS director position

>

> CAUTION: This Message originated outside your organization.

>

> Hello,

>

> This is Dr. Martin Larsen from St. George, UT. I work regularly in Ely, NV. Our ED director, Dr. Nielsen mentioned you were in need of a new EMS medical director. I am emailing to express my interest in the position. I recently graduated from residency in Las Vegas and have been wanting to become involved with EMS.

> I have a current Nevada state license and work in Ely every month or so.

>

> Let me know if this is a possibility at all.

>

> Thank you!

>

> Dr. Martin Larsen

> 435-703-5672

> Sent from my iPhone

>

> CONFIDENTIALITY NOTICE: This email from Eureka County, and any files transmitted with it, are for the sole use of the intended recipient(s) and contain information that may be confidential and/or legally privileged.

> If you have received this email in error, please notify the sender by reply email, and delete the message. Any disclosure, copying, distribution or use of this communication by someone other than the intended recipient is prohibited.

Nichole Cooley

From: Kersten Milligan <kersten.milligan@gmail.com>
Sent: Tuesday, February 4, 2025 3:33 PM
To: Nichole Cooley
Subject: Re: [EXTERNAL] Medical director

Follow Up Flag: Follow up
Flag Status: Flagged

CAUTION: This Message originated outside your organization.

Hi Nichole,

I asked the hospital outreach person. She said you could contact her, Anjie Jernigan Anjanette.Jernigan@LPNT.net (Cell: (775) 397-4355, Office: (775) 748-2400).

I'll also ask around and see if anyone at the hospital is interested.

Thanks,
Kersten

On Feb 4, 2025, at 2:59 PM, Nichole Cooley <NCooley@EurekaCountyNV.gov> wrote:

I completely understand!! Thank you for the consideration!! Do you have a contact for me that might be able to help me ask other doctors in Elko if they are interested?

<image001.jpg>

From: Kersten Milligan <kersten.milligan@gmail.com>
Sent: Tuesday, February 4, 2025 2:48 PM
To: Nichole Cooley <NCooley@EurekaCountyNV.gov>
Subject: [EXTERNAL] Re: Medical director

CAUTION: This Message originated outside your organization.

Hi Nichole,

It was great talking to you, too. I've attached my most recent CV. Unfortunately, after a work- and toddler-filled weekend of contemplation, I need to be honest, and I don't have the time right now to add another commitment.

I appreciate you reaching out and hope one of the docs from Ely is a good fit. I'm excited Eureka has you as an EMS director and may be interested in the future if my schedule clears a little.

Sincerely,
Kersten

Kersten Milligan, MD

On Jan 31, 2025, at 9:32 AM, Nichole Cooley
<NCooley@EurekaCountyNV.gov> wrote:

Hi Kersten,
It was so great talking with you this morning!! I look forward to hearing from you.

<image001.jpg>

CONFIDENTIALITY NOTICE:

This email from Eureka County, and any files transmitted with it, are for the sole use of the intended recipient(s) and contain information that may be confidential and/or legally privileged. If you have received this email in error, please notify the sender by reply email, and delete the message. Any disclosure, copying, distribution or use of this communication by someone other than the intended recipient is prohibited.



EUREKA COUNTY PUBLIC WORKS
PO Box 537, 701 South Main Street, Eureka, Nevada 89316
Phone: (775) 237-5372 · Fax: (775) 522-0909 · www.co.eureka.nv.us

EUREKA COUNTY - NEW METER INSTALLATION

Application for: Water () and/or Sewer ()

Class: Residential () Commercial () Other _____

Water Meter Size: Residential 3/4

Location to be served:

ADDRESS: 3032 Crescent Ave.

APN#: 002-016-06

LEGAL OWNER: Elden R. Brown

Applicant Name: Elden R. Brown

Phone Number: 775-401-0066

Email Address: desert rat 89706@yahoo.com

Mailing Address: 3036 Crescent Ave. CV 89821

Installing Contractor: self

DATE SERVICE DESIRED: ASAP

Applicant Signature: Elden R. Brown


YOU WILL NEED:

- PROOF OF OWNERSHIP OF PROPERTY

This application is merely a written request for service and does not bind the application to take service for any period of time nor does it bind the department to serve except under reasonable conditions. **ALL SERVICE FEES MUST BE PAID IN FULL PRIOR TO INSTALLATION.**



3032 QUID
CRESCENT AVE
DALE AND NICK
Eldon Brown



EUREKA COUNTY PUBLIC WORKS
 PO Box 537, 701 South Main Street, Eureka, Nevada 89316
 Phone: (775) 237-5372 Fax: (775) 522-0909 www.co.eureka.nv.us

Eureka County - New Water Installation

Application for: Water and/or Sewer

Class: Residential Commercial Other Tranquility

WATER METER SIZE: 3/4
Unknown → what are the available sizes?

DATE: 3/13/2025

APPLICANT NAME: Dario Bernabe

APPLICANT SIGNATURE: [Signature]

PHONE NUMBER: 775-778-1733

EMAIL ADDRESS: dbes@live.com

MAILING ADDRESS: PO Box 264, ELKO NV 89803

LOCATION TO BE SERVED: Parcel # 002-018-015
 (Give Legal Description) 002-018-15 3053 Crescent Ave

LEGAL OWNER OF PROPERTY: Dario Bernabe

OWNER'S MAILING ADDRESS: P.O. Box 264, ELKO NV 89803

BILLS WILL BE MAILED TO:

NAME: Rhythm of Work LLC
 (Print Name)
ADDRESS: 3750 Valley Ridge, ELKO NV, 89801

DATE SERVICE DESIRED: May 1st, 2025

CONTRACTOR INSTALLING SERVICE ON PREMISES: TBD

YOU WILL NEED:

- **PROOF OF OWNERSHIP OF PROPERTY**

This application is merely a written request for service and does not bind the application to take service for any period of time nor does it bind the department to serve except under reasonable conditions. **ALL SERVICE FEES MUST BE PAID IN FULL PRIOR TO INSTALLATION.**

SUNSHINE AVENUE

FIFTH STREET (A)

002-018-15
3053
Crescent Ave



EUREKA COUNTY BOARD OF COMMISSIONERS

Rich McKay, Chairman · Marty Plaskett, Vice Chair · Mike Schoenwald, Member

PO Box 540, 10 South Main Street, Eureka, Nevada 89316

Phone: (775) 237-5263 · Fax: (775) 237-5614 · www.co.eureka.nv.us

April 1, 2025

Nevada Division of Environmental Protection
Bureau of Mining Regulation and Reclamation
901 South Stewart Street, Suite 4001
Carson City, NV 89701-5249

RE: Nevada Gold Mines Water Pollution Control Permits NEV2002105 – Leeville Infiltration Project

To Whom It May Concern:

Eureka County has reviewed the draft Water Pollution Control Permits NEV2002105 for Nevada Gold Mine's (NGM) Leeville Infiltration Project. Our review included the draft permits, the Fact Sheets prepared by NDEP, and technical reports prepared in support of the permit.

The subject permit relates to the treatment of groundwater pumped to dewater Nevada Gold Mines' Leeville operations. The discharge from the mine is treated to lower the concentration of the naturally-occurring arsenic and antimony prior being conveyed to rapid infiltration basins (RIBs) and the TS Reservoir located in Boulder Flat that provides a source of water used for irrigation purposes. We do believe it would be justified to include discussions that there are times that the water from Leeville can be comingled with water originating from Goldstrike and be used directly for irrigation, but we do not think that is a major oversight. We understand NDEP has concluded "...that the Leeville WTP [Wastewater Treatment Plant] consistently continues to reduce concentrations of arsenic and antimony below Permit limitations except for occasional anomalies...."

Consequently, it is our opinion that there is a reasonable expectation water resources of Eureka County will not be degraded by NGM's infiltration facilities covered under the permit. For these reasons, we support the re-issuance of the permit with the expectation that the County be kept abreast of any anomalies that might occur.

Sincerely,

Rich McKay, Chairman
Eureka County Board of Commissioners



EUREKA COUNTY COMPTROLLER

701 SOUTH MAIN STREET
P.O. BOX 852 EUREKA, NEVADA 89316

PHONE: 775-237-6128
FAX: 775-254-6141

Nevada Department of Taxation
3850 Arrowhead Dr
Carson City, NV 89706

Crescent Valley Town _____ herewith submits the (TENTATIVE) budget for the
fiscal year ending June 30, 2026

This budget contains 1 funds, including Debt Service, requiring property tax revenues totaling \$ 15,614

The property tax rates computed herein are based on preliminary data. If the final state computed revenue limitation permits, the tax rate will be increased by an amount not to exceed 1%. If the final computation requires, the tax rate will be lowered.

This budget contains 1 governmental fund types with estimated expenditures of \$ 85,250 and
1 proprietary funds with estimated expenses of \$ 1,536,100

Copies of this budget have been filed for public record and inspection in the offices enumerated in NRS 354.596 (Local Government Budget and Finance Act).

CERTIFICATION

I Kimberly Todd
(Print Name)
Comptroller
(Title)

certify that all applicable funds and financial
operations of this Local Government are
listed herein

Signed: _____

Dated: _____

Phone: _____

APPROVED BY THE GOVERNING BOARD

Only necessary for FINAL Budget
(Signature by DocuSign is acceptable)

SCHEDULED PUBLIC HEARING:

(Must be held from May 19, 2025 to May 31, 2025)

Date and Time: May 20, 2025 at 10:00 am

Publication Date: May 8 & 15, 2025

Place: Eureka County Courthouse
10 S Main Street, Eureka, NV 89316

Crescent Valley Town
2025/2026 Index

Description	Page #
Schedule S-1	1
Schedule S-2	3
Schedule S-3	4
Schedule A	5
Schedule A-1	6
Schedule A-2	7
Schedule B - Resources	8
Expense-General Fund: General Government	9
Expense-General Fund: Public Safety	10
Expense-General Fund: Public Works	11
Schedule B Summary	12
Schedule F-1 Crescent Valley Water Fund	13
Schedule F-2 Crescent Valley Water Fund	14
Schedule 31	15
Schedule 32	16

	GOVERNMENTAL FUND TYPES AND EXPENDABLE TRUST FUNDS				
	ACTUAL PRIOR YEAR 6/30/24 (1)	ESTIMATED CURRENT YEAR 6/30/25 (2)	BUDGET YEAR 6/30/26 (3)	PROPRIETARY FUNDS BUDGET YEAR 6/30/26 (4)	TOTAL (MEMO ONLY) COLUMNS 3+4 (5)
REVENUES					
Property Taxes	14,934	15,603	15,614	\$	15,614
Other Taxes					-
Licenses and Permits	750	500	500		500
Intergovernmental Resources	21,811	20,670	20,790		20,790
Charges for Services				161,000	161,000
Fines and Forfeits					-
Miscellaneous	21,021	4,000	4,500	12,500	17,000
TOTAL REVENUES	58,516	40,773	41,404	173,500	214,904
EXPENDITURES-EXPENSES					
General Government	27,347	15,200	32,700		32,700
Judicial					-
Public Safety	33,270	28,300	37,800		37,800
Public Works	7,469	6,000	14,750	1,536,100	1,550,850
Sanitation					-
Health					-
Welfare					-
Culture and Recreation					-
Community Support					-
Intergovernmental Expenditures					-
Contingencies			2,000		2,000
Utility Enterprises					-
Hospitals					-
Transit Systems					-
Airports					-
Other Enterprises					-
Debt Service - Principal					-
Interest Cost					-
TOTAL EXPENDITURES-EXPENSES	68,086	49,500	87,250	1,536,100	1,623,350
Excess of Revenues over (under) Expenditures-Expenses	(9,569)	(8,727)	(45,846)	(1,362,600)	(1,408,446)

GOVERNMENTAL FUND TYPES AND EXPENDABLE TRUST FUNDS					
	ACTUAL PRIOR YEAR 6/30/24 (1)	ESTIMATED CURRENT YEAR 6/30/25 (2)	BUDGET YEAR 6/30/26 (3)	PROPRIETARY FUNDS BUDGET YEAR 6/30/26 (4)	TOTAL (MEMO ONLY) COLUMNS 3+4 (5)
OTHER FINANCING SOURCES (USES):					
Proceeds of Long-term Debt					
Sales of General Fixed Assets					
Operating Transfers (in)	500,000			1,000,000	1,000,000
Operating Transfers (out)	500,000			1,000,000	1,000,000
TOTAL OTHER FINANCING SOURCES (USES)					
Excess of Revenues and Other Sources over (under) Expenditures and Other Uses (Net Income)					XXXXXXXXXXXXXX
FUND BALANCE JULY 1, BEGINNING OF YEAR	318,489	308,919	300,192	XXXXXXXXXXXXXXXXXX	XXXXXXXXXXXXXXXXXX
Prior Period Adjustments					XXXXXXXXXXXXXXXXXX
Residual Equity Transfers In					XXXXXXXXXXXXXXXXXX
Residual Equity Transfers Out					XXXXXXXXXXXXXXXXXX
FUND BALANCE JUNE 30, END OF YEAR					XXXXXXXXXXXXXXXXXX
TOTAL ENDING FUND BALANCE	308,919	300,192	254,346	XXXXXXXXXXXXXXXXXX	XXXXXXXXXXXXXXXXXX

FULL TIME EQUIVALENT EMPLOYEES BY FUNCTION

	ACTUAL PRIOR YEAR ENDING 6/30/24	ESTIMATED CURRENT YEAR ENDING 6/30/25	BUDGET YEAR ENDING 6/30/26
General Government	0.25	0.25	0.25
Judicial	0	0	0
Public Safety	0	0	0
Public Works	0.5	0.5	0.5
Sanitation	0	0	0
Health	0	0	0
Welfare	0	0	0
Culture and Recreation	0	0	0
Community Support	0.25	0.25	0.25
TOTAL GENERAL GOVERNMENT	1	1	1
Utilities	1	1	1
Hospitals	0	0	0
Transit Systems	0	0	0
Airports	0	0	0
Other	0	0	0
TOTAL	2	2	2

POPULATION (AS OF JULY 1)	309	297	309
SOURCE OF POPULATION ESTIMATE*	PUBLIC UTILITIES AND STATE DEMOGRAPHICS		
Assessed Valuation (Secured and Unsecured Only)	6,586,272	8,099,485	7,975,878
Net Proceeds of Mines	-		
TOTAL ASSESSED VALUE	6,586,272	8,099,485	7,975,878
TAX RATE			
General Fund	0.2153	0.2153	0.2153
Special Revenue Funds	.0000	.0000	.0000
Capital Projects Funds	.0000	.0000	.0000
Debt Service Funds	.0000	.0000	.0000
Enterprise Fund	.0000	.0000	.0000
Other	.0000	.0000	.0000
TOTAL TAX RATE	0.2153	0.2153	0.2153

* Use the population certified by the state in March each year. Small districts may use a number developed per the instructions (page 6) or the best information available.

Crescent Valley Town
(Local Government)

SCHEDULE S-2 - STATISTICAL DATA

PROPERTY TAX RATE AND REVENUE RECONCILIATION

	(1)	(2)	(3)	(4)	(5)	(6)	(7)	(8)	(9)
	ALLOWED TAX RATE	ASSESSED VALUATION	ALLOWED AD VALOREM REVENUE [(1) X (2)/100]	TAX RATE LEVIED	TOTAL AD VALOREM REVENUE WITH NO CAP [(2, line A)X(4)/100]	AD VALOREM TAX ABATEMENT [(5) - (7)]	AD VALOREM REVENUE WITH CAP	NET PROCEEDS OF MINERAL REVENUE [(2, line B) X (4)/100]	BUDGETED AD VALOREM REVENUE WITH CAP PLUS REVENUE FROM NPM [(7) + (8)]
OPERATING RATE:									
A. AD VALOREM Subject to Revenue Limitations	1.3786	7,975,878	109,955	0.2153	17,172	1,558	15,614	XXXXXXXXXXXXXXXXXXXX	15,614
B. AD VALOREM Outside Revenue Limitations: Net Proceeds of Mines					XXXXXXXXXXXXXXXXXXXX				
VOTER APPROVED:									
C. Voter Approved Overrides									
LEGISLATIVE OVERRIDES									
D. Accident Indigent (NRS 428.185)									
E. Medical indigent (NRS 428.285)									
F. Capital Acquisition (NRS 354.59815)									
G. Youth Services Levy (NRS 62B.150, 62B.160)									
H. Legislative Overrides									
I. SCRT Loss (NRS 354.59813)	0.0058	7,975,878	466						
J. Other:									
K. Other:									
L. SUBTOTAL LEGISLATIVE OVERRIDES	0.0058		466						
M. SUBTOTAL A, C, L	1.3844		110,422	0.2153	17,172	1,558	15,614		15,614
N. Debt									
O. TOTAL M AND N	1.3844		110,422	0.2153	17,172	1,558	15,614		15,614

Crescent Valley Town

SCHEDULE S-3 - PROPERTY TAX RATE AND REVENUE RECONCILIATION

The Allowed Revenue required for column 3 can be obtained from the March 15 Final Revenue Projections or manually calculated. If an entity chooses to budget for an amount in column 5 which is lower or higher than the amount produced by the formula, please attach an explanation.

SCHEDULE A-1 ESTIMATED EXPENDITURES AND OTHER FINANCING USES

Budget For Fiscal Year Ending June 30, 2026

Budget Summary for Crescent Valley Town
(Local Government)

GOVERNMENTAL FUNDS AND EXPENDABLE TRUST FUNDS FUND NAME	*	SALARIES AND WAGES (1)	EMPLOYEE BENEFITS (2)	SERVICES, SUPPLIES, AND OTHER CHARGES ** (3)	CAPITAL OUTLAY *** (4)	CONTINGENCIES AND USES OTHER THAN OPERATING TRANSFERS OUT (5)	OPERATING TRANSFERS OUT (6)	ENDING FUND BALANCES (7)	TOTAL (8)
Town of Crescent Valley	X	21,500	3,300	49,450	11,000	2,000		254,346	341,596
TOTAL GOVERNMENTAL FUND TYPES AND EXPENDABLE TRUST FUNDS		21,500	3,300	49,450	11,000	2,000	-	254,346	341,596

* FUND TYPES: R - Special Revenue
 C - Capital Projects
 D - Debt Service
 T - Expendable Trust

** Include Debt Service Requirements in this column

*** Capital Outlay must agree with CIP.

REVENUES	(1)	(2)	(3) BUDGET YEAR ENDING 6/30/26 (4)	
	ACTUAL PRIOR YEAR ENDING 6/30/2024	ESTIMATED CURRENT YEAR ENDING 6/30/2025	TENTATIVE APPROVED	FINAL APPROVED
PROPERTY TAXES				
Property Tax	14,934	15,603	15,614	-
Subtotal	14,934	15,603	15,614	-
LICENSES AND PERMITS				
Business Licenses				
County Gaming Licenses	750	500	500	-
Subtotal	750	500	500	-
INTERGOVERNMENTAL				
State Shared Revenue				
State Gaming License	12,092	11,000	11,000	-
Consolidated Tax	2,719	2,670	2,790	-
NRS 354.59815				
NRS 354.59815 Capital Impovement	7,000	7,000	7,000	-
Subtotal	21,811	20,670	20,790	-
MISCELLANEOUS				
Other Miscellaneous				
Net INC (DEC) Fair Value	5,482	1,000	1,000	-
Interest Earned	7,315	3,000	3,500	-
Net Realized Gain (Loss)	543	-	-	-
Refunds	7,681	-	-	-
Subtotal	21,021	4,000	4,500	-
SUBTOTAL REVENUE ALL SOURCES	58,516	40,773	41,404	-
OTHER FINANCING SOURCES				
Transfers In (Schedule T)				
Proceeds of Long-term Debt				
Other				
SUBTOTAL OTHER FINANCING SOURCES				
BEGINNING FUND BALANCE	318,489	308,919	300,192	300,192
Prior Period Adjustments				
Residual Equity Transfers				
TOTAL BEGINNING FUND BALANCE	318,489	308,919	300,192	300,192
TOTAL AVAILABLE RESOURCES	377,006	349,692	341,596	300,192

Crescent Valley Town
(Local Government)
SCHEDULE B - GENERAL FUND

<u>EXPENDITURES BY FUNCTION AND ACTIVITY</u>		(1)	(2)	(3) (4) BUDGET YEAR ENDING 6/30/26	
		ACTUAL PRIOR YEAR ENDING 6/30/2024	ESTIMATED CURRENT YEAR ENDING 6/30/2025	TENTATIVE APPROVED	FINAL APPROVED
PAGE	FUNCTION SUMMARY				
	General Government	27,347	15,200	32,700	-
	Judicial				
	Public Safety	33,270	28,300	37,800	-
	Public Works	7,469	6,000	14,750	-
	Sanitation				
	Health				
	Welfare				
	Culture and Recreation	-	-	-	-
	Community Support				
	Debt Service				
	Intergovernmental Expenditures				
	TOTAL EXPENDITURES - ALL FUNCTIONS	68,086	49,500	85,250	-
	OTHER USES:				
	CONTINGENCY (Not to exceed 3% of Total Expenditures all Functions)	-	-	2,000	-
	Transfers Out (Schedule T)				
	TOTAL EXPENDITURES AND OTHER USES	68,086	49,500	87,250	-
	ENDING FUND BALANCE:	308,919	300,192	254,346	300,192
	TOTAL GENERAL FUND COMMITMENTS AND FUND BALANCE	377,005	349,692	341,596	

Crescent Valley Town
(Local Government)
SCHEDULE B - GENERAL FUND

SCHEDULE B SUMMARY - EXPENDITURES, OTHER USES AND FUND BALANCE
GENERAL FUND - ALL FUNCTIONS

PROPRIETARY FUND	(1)	(2)	(3) BUDGET YEAR ENDING 6/30/26 (4)	
	ACTUAL PRIOR YEAR ENDING 6/30/2024	ESTIMATED CURRENT YEAR ENDING 6/30/2025	TENTATIVE APPROVED	FINAL APPROVED
OPERATING REVENUE				
Water User Charges	153,427	150,000	155,000	
Water Hook Up Fees	7,885	3,500	6,000	
				-
				-
				-
				-
				-
Total Operating Revenue	161,312	153,500	161,000	-
OPERATING EXPENSE				
Salaries & Wages	75,333	78,000	75,000	
Benefits	30,793	42,000	41,000	
Service & Supplies	98,673	84,300	155,100	
Depreciation	201,309	160,000	190,000	
Capital Outlay	-	10,000	1,075,000	
				-
				-
				-
				-
				-
Total Operating Expense	406,108	374,300	1,536,100	-
Operating Income or (Loss)	(244,795)	(220,800)	(1,375,100)	-
NONOPERATING REVENUES				
Net Inc (Dec) In Fairvalue	(3,180)	-	-	-
Interest Earned	20,873	9,000	12,000	
Net Realized Gain (Loss)	1,467	150	500	
Insurance Proceeds				
Other	-	-	-	-
Sale of Fixed Assets	-	-	-	-
Contribution to Assets	339,769	-	-	
Total Nonoperating Revenues	358,929	9,150	12,500	-
NONOPERATING EXPENSES				
Interest Expense				-
Total Nonoperating Expenses				
Net Income before Operating Transfers	114,133	(211,650)	(1,362,600)	-
Transfers (Schedule T)				
In	500,000		1,000,000	-
Out				-
Net Operating Transfers				
CHANGE IN NET POSITION	614,133	(211,650)	(362,600)	-

Crescent Valley Town
 (Local Government)

SCHEDULE F-1 REVENUES, EXPENSES AND NET POSITION

FUND _____ C.V. Town Water Improvement

PROPRIETARY FUND	(1)	(2)	(3) BUDGET YEAR ENDING 6/30/26	
	ACTUAL PRIOR YEAR ENDING 6/30/2024	ESTIMATED CURRENT YEAR ENDING 6/30/2025	TENTATIVE APPROVED	FINAL APPROVED
A. CASH FLOWS FROM OPERATING ACTIVITIES:				
CASH INFLOWS:				
Water User Charges	155,525	150,000	155,000	
Water Hook Up Fees	7,885	3,500	6,000	
CASH OUTFLOWS:				
Salaries & Wages	-69772	-78000	-75000	
Benefits	-41935	-42000	-41000	
Services & Supplies	-84669	-84300	-155100	
a. Net cash provided by (or used for) operating activities	(32,966)	(50,800)	(110,100)	-
B. CASH FLOWS FROM NONCAPITAL FINANCING ACTIVITIES:				
Sale of Fixed Assets	-	-	-	-
Transfer In - General Fund	500,000		1,000,000	-
				-
				-
				-
				-
				-
b. Net cash provided by (or used for) noncapital financing activities	500,000	-	1,000,000	-
C. CASH FLOWS FROM CAPITAL AND RELATED FINANCING ACTIVITIES:				
CASH INFLOWS				
Refunds			-	-
CASH OUTFLOWS				
Capital Outlay	-0	-10000	-1075000	-
Contribution to Assets	-	-	-	-
				-
				-
c. Net cash provided by (or used for) capital and related financing activities	-	(10,000)	(1,075,000)	-
D. CASH FLOWS FROM INVESTING ACTIVITIES:				
CASH INFLOWS				
NET INC (DEC) in Fairvalue	(1,713)	-	-	-
Interest Earned	17,658	9,000	12,000	-
NET Realized Gain (Loss)	-	150	500	-
				-
				-
d. Net cash provided by (or used in) investing activities	15,945	9,150	12,500	-
NET INCREASE (DECREASE) in cash and cash equivalents (a+b+c+d)	482,979	(51,650)	(172,600)	-
CASH AND CASH EQUIVALENTS AT JULY 1, 20xx	342,011	824,990	773,340	773,340
CASH AND CASH EQUIVALENTS AT JUNE 30, 20xx	824,990	773,340	600,740	

Crescent Valley Town
(Local Government)

SCHEDULE F-2 STATEMENT OF CASH FLOWS

FUND C.V. Town Water Improvement

SCHEDULE OF EXISTING CONTRACTS

Local Government: Crescent Valley Town
 Contact: Kim Todd
 E-mail Address: ktodd@eurekacountynv.gov
 Daytime Telephone: 775-237-6128

Total Number of Existing Contracts: 2

Line	Vendor	Effective Date of Contract	Termination Date of Contract	Proposed Expenditure FY 2024-25	Proposed Expenditure FY 2025-26	Reason or need for contract:
1	Lumos & Associates	7/1/2013	6/30/2026	\$ 3,000	\$ 40,000.00	Survey/Engineering
2	Sierra Controls	1/1/2020	12/31/2027	\$10,000.00	\$15,000.00	SCADA for Water System
3						
4						
5						
6						
7						
8						
9						
10						
11						
12						
13						
14						
15						
16						
17						
18						
19						
20	Total Proposed Expenditures			\$ 13,000	\$ 55,000	

Additional Explanations (Reference Line Number and Vendor):

SCHEDULE OF PRIVATIZATION CONTRACTS

Local Government: Crescent Valley Town
 Contact: Kim Todd
 E-mail Address: ktodd@eurekacountynv.gov
 Daytime Telephone: 775-237-6128

Total Number of Existing Contracts: _____

Line	Vendor	Effective Date of Contract	Termination Date of Contract	Proposed Expenditure FY 2024-25	Proposed Expenditure FY 2025-26	Reason or need for contract:
1	None					
2						
3						
4						
5						
6						
7						
8						
9						
10						
11						
12						
13						
14						
15						
16						
17						
18						
19						
20	Total Proposed Expenditures					

Additional Explanations (Reference Line Number and Vendor):

Transfer Schedule for Fiscal Year 2025-2026

FUND TYPE	TRANSFERS IN				TRANSFERS OUT		
	FROM FUND	PAGE	AMOUNT	TO FUND	PAGE	AMOUNT	
CAPITAL PROJECTS FUND							
SUBTOTAL							
EXPENDABLE TRUST FUNDS							
SUBTOTAL							
DEBT SERVICE							
SUBTOTAL							

Crescent Valley Town (Local Government)

SCHEDULE T - TRANSFER RECONCILIATION



EUREKA COUNTY COMPTROLLER

701 SOUTH MAIN STREET
P.O. BOX 852 EUREKA, NEVADA 89316

PHONE: 775-237-6128
FAX: 775-254-6141

Nevada Department of Taxation
3850 Arrowhead Dr
Carson City, NV 89706

Devil's Gate GID Water herewith submits the (TENTATIVE) budget for the
fiscal year ending June 30, 2026

This budget contains _____ funds, including Debt Service, requiring property tax revenues totaling \$ _____

The property tax rates computed herein are based on preliminary data. If the final state computed revenue limitation permits, the tax rate will be increased by an amount not to exceed 1%. If the final computation requires, the tax rate will be lowered.

This budget contains _____ governmental fund types with estimated expenditures of \$ _____ and
1 proprietary funds with estimated expenses of \$ 555,100

Copies of this budget have been filed for public record and inspection in the offices enumerated in NRS 354.596 (Local Government Budget and Finance Act).

CERTIFICATION

I Kimberly Todd
(Print Name)
Comptroller
(Title)

certify that all applicable funds and financial operations of this Local Government are listed herein

Signed: Kimberly Todd

Dated: 4/11/2025

Phone: 775-237-6128

APPROVED BY THE GOVERNING BOARD

Only necessary for FINAL Budget
(Signature by DocuSign is acceptable)

SCHEDULED PUBLIC HEARING:

(Must be held from May 19, 2025 to May 31, 2025)

Date and Time: May 20, 2025 10:00 am

Publication Date: May 8 & 15, 2025

Place: Eureka County Courthouse
10 S. Main St, Eureka, NV 89316

Devils Gate GID
2025/2026 Index

Description	Page #
Schedule S-2	1
Schedule A-2	2
Schedule F-1 Devil's Gate GID	3
Schedule F-2 Devil's Gate GID	4
Schedule 31	5
Schedule 32	6

FULL TIME EQUIVALENT EMPLOYEES BY FUNCTION

	ACTUAL PRIOR YEAR ENDING 6/30/24	ESTIMATED CURRENT YEAR ENDING 6/30/25	BUDGET YEAR ENDING 6/30/26
General Government	0	0	0
Judicial	0	0	0
Public Safety	0	0	0
Public Works	0.5	0.5	0.5
Sanitation	0	0	0
Health	0	0	0
Welfare	0	0	0
Culture and Recreation	0	0	0
Community Support	0	0	0
TOTAL GENERAL GOVERNMENT	0.5	0.5	0.5
Utilities	1	1	1
Hospitals	0	0	0
Transit Systems	0	0	0
Airports	0	0	0
Other	0	0	0
TOTAL	1.5	1.5	1.5

POPULATION (AS OF JULY 1)	298	298	298
---------------------------	-----	-----	-----

SOURCE OF POPULATION ESTIMATE*	CENSUS AND STATE DEMOGRAPHER		
Assessed Valuation (Secured and Unsecured Only)	4,746,056	5,280,882	5,476,692
Net Proceeds of Mines	0	0	0
TOTAL ASSESSED VALUE	4,746,056	5,280,882	5,476,692
TAX RATE			
General Fund	.0000	.0000	.0000
Special Revenue Funds	.0000	.0000	.0000
Capital Projects Funds	.0000	.0000	.0000
Debt Service Funds	.0000	.0000	.0000
Enterprise Fund	.0000	.0000	.0000
Other	.0000	.0000	.0000

TOTAL TAX RATE	.0000	.0000	.0000
-----------------------	--------------	--------------	--------------

* Use the population certified by the state in March each year. Small districts may use a number developed per the instructions (page 6) or the best information available.

Devlis Gate GID
(Local Government)

SCHEDULE S-2 - STATISTICAL DATA

SCHEDULE A-2 PROPRIETARY AND NONEXPENDABLE TRUST FUNDS

Budget For Fiscal Year Ending June 30, 2026

Budget Summary for

Devil's Gate GID
(Local Government)

FUND NAME	OPERATING REVENUES (1)	OPERATING EXPENSES (2) **	NONOPERATING REVENUES (3)	NONOPERATING EXPENSES (4)	OPERATING TRANSFERS		NET INCOME (7)
					IN (5)	OUT(6)	
Devil's Gate GID	E 76,500	555,100	15,000	-	-	-	(463,600)
TOTAL	76,500	555,100	15,000	0	0	0	(463,600)

* FUND TYPES: E - Enterprise
I - Internal Service
N - Nonexpendable Trust

** Include Depreciation

PROPRIETARY FUND	(1)	(2)	(3) BUDGET YEAR ENDING 6/30/26	
	ACTUAL PRIOR YEAR ENDING 6/30/2024	ESTIMATED CURRENT YEAR ENDING 6/30/2025	TENTATIVE APPROVED	FINAL APPROVED
OPERATING REVENUE				
WATER USER CHARGES	60,098	55,000	60,000	-
WATER HOOK UP CHARGES	5,200	5,000	5,000	-
ASSESSMENT FEE	11,463	11,500	11,500	-
Total Operating Revenue	76,761	71,500	76,500	-
OPERATING EXPENSE				
SALARIES & WAGES	51,422	58,000	85,000	-
BENEFITS	33,578	37,000	47,000	-
SERVICES & SUPPLIES	70,632	55,600	168,100	-
DEPRECIATION	145,638	180,000	180,000	-
CAPITAL OUTLAY	-	17,000	75,000	-
Total Operating Expense	- 301,270	- 347,600	- 555,100	-
Operating Income or (Loss)	(224,510)	(276,100)	(478,600)	-
NONOPERATING REVENUES				
NET INC (DEC) IN FAIRVALUE	18,455	-	-	-
INTEREST EARNED	23,148	15,000	15,000	-
NET REALIZED GAIN (LOSS)	1,755	-	-	-
Contribution to Assets	3,468	-	-	-
Total Nonoperating Revenues	46,827	15,000	15,000	-
NONOPERATING EXPENSES				
Total Nonoperating Expenses	-	-	-	-
Net Income before Operating Transfers	(177,683)	(261,100)	(463,600)	-
Transfers (Schedule T)				
In -				
Out				
Net Operating Transfers				
NET INCOME				
CHANGE IN NET POSITION	(177,683)	(261,100)	(463,600)	-

DEVILS GATE GID
(Local Government)

SCHEDULE F-1 REVENUES, EXPENSES AND NET POSITION

FUND _____ DEVIL'S GATE GID

PROPRIETARY FUND	(1)	(2)	(3) BUDGET YEAR ENDING 6/30/26	
	ACTUAL PRIOR YEAR ENDING 6/30/2024	ESTIMATED CURRENT YEAR ENDING 6/30/2025	TENTATIVE APPROVED	FINAL APPROVED
A. CASH FLOWS FROM OPERATING ACTIVITIES				
CASH INFLOWS				
Water User Charges	61,548	55,000	60,000	-
Water Hook Up Charges	5,200	5,000	5,000	-
Assessment Fee	11,463	11,500	11,500	-
CASH OUTFLOWS				
Salaries & Wages	-50597	-58000	-85000	-
Benefits	-31027	-37000	-47000	-
Services & Supplies	-54263	-55600	-168100	-
a. Net cash provided by (or used for) operating activities	(57,676)	(79,100)	(223,600)	-
B. CASH FLOWS FROM NONCAPITAL FINANCING ACTIVITIES:				
b. Net cash provided by (or used for) noncapital financing activities	-	-	-	-
C. CASH FLOWS FROM CAPITAL AND RELATED FINANCING ACTIVITIES:				
CASH OUTFLOWS				
Capital Outlay	0	-17000	-75000	-
Purchase of Capital Assets	-14402			
c. Net cash provided by (or used for) capital and related financing activities	(14,402)	(17,000)	(75,000)	-
D. CASH FLOWS FROM INVESTING ACTIVITIES:				
CASH INFLOWS				
NET INC (DEC) In Fairvalue	18,455	-	-	-
Interest Earned	21,082	15,000	15,000	-
NET Realized Gain (Loss)	1,755	-	-	-
d. Net cash provided by (or used in) investing activities	41,292	15,000	15,000	-
NET INCREASE (DECREASE) in cash and cash equivalents (a+b+c+d)	(30,786)	(81,100)	(283,600)	-
CASH AND CASH EQUIVALENTS AT JULY 1, 20xx	1,017,593	986,807	905,707	905,707
CASH AND CASH EQUIVALENTS AT JUNE 30, 20xx	986,807	905,707	622,107	905,707

Devl's Gate GID
(Local Government)

SCHEDULE F-2 STATEMENT OF CASH FLOWS

FUND _____ Devil's Gate GID

SCHEDULE OF EXISTING CONTRACTS

Local Government: Devil's Gate GID
 Contact: Kim Todd
 E-mail Address: ktodd@eurekacountynv.gov
 Daytime Telephone: 775-237-6128

Total Number of Existing Contracts: 0

Line	Vendor	Effective Date of Contract	Termination Date of Contract	Proposed Expenditure FY 2024-25	Proposed Expenditure FY 2025-26	Reason or need for contract:
1	Lumos & Associates	7/1/2013	6/30/2026	\$ 1,000	\$ 5,000.00	Survey/Engineering
2	Sierra Controls	1/1/2020	12/31/2027	\$ 2,000	\$ 2,500.00	SCADA for Water System
3						
4						
5						
6						
7						
8						
9						
10						
11						
12						
13						
14						
15						
16						
17						
18						
19						
20	Total Proposed Expenditures			\$ 3,000	\$ 7,500	

Additional Explanations (Reference Line Number and Vendor):

SCHEDULE OF PRIVATIZATION CONTRACTS

Local Government: Devil's Gate GID
Contact: Kim Todd
E-mail Address: ktodd@eurekacountynv.gov
Daytime Telephone: 775-237-6128

Total Number of Privatization Contracts: 0

Line	Vendor	Effective Date of Contract	Termination Date of Contract	Duration (Months/ Years)	Proposed Expenditure FY 2024-25	Proposed Expenditure FY 2025-26	Position Class or Grade	Number of FTEs employed by Position Class or Grade	Equivalent hourly wage of FTEs by Position Class or Grade	Reason or need for contract:

Attach additional sheets if necessary.



EUREKA COUNTY COMPTROLLER

701 SOUTH MAIN STREET
P.O. BOX 852 EUREKA, NEVADA 89316

PHONE: 775-237-6128
FAX: 775-254-6141

Nevada Department of Taxation
3850 Arrowhead Dr.
Carson City, NV 89706

Diamond Valley Rodent District _____ herewith submits the (TENTATIVE) budget for the
fiscal year ending June 30, 2026

This budget contains 1 funds, including Debt Service, requiring property tax revenues totaling \$ 5,940

The property tax rates computed herein are based on preliminary data. If the final state computed revenue limitation permits, the tax rate will be increased by an amount not to exceed 1%. If the final computation requires, the tax rate will be lowered.

This budget contains 1 governmental fund types with estimated expenditures of \$ 132,000 and
_____ proprietary funds with estimated expenses of \$ _____

Copies of this budget have been filed for public record and inspection in the offices enumerated in NRS 354.596 (Local Government Budget and Finance Act).

CERTIFICATION

APPROVED BY THE GOVERNING BOARD
Only necessary for **FINAL Budget**
(Signature by DocuSign is acceptable)

I Kimberly Todd
(Print Name)
Comptroller
(Title)

certify that all applicable funds and financial
operations of this Local Government are
listed herein

Signed: Kimberly Todd

Dated: April 1, 2025

Phone: 775-237-6128

SCHEDULED PUBLIC HEARING:
(Must be held from May 19, 2025 to May 31, 2025)

Date and Time: May 20, 2025 10:00 am

Publication Date: May 8 & 15, 2025

Place: Eureka County Courthouse
10 S. Main St, Eureka, NV 89316

Diamond Valley Rodent District
2025/2026 Index

Description	Page #
Schedule S-1	1
Schedule S-2	3
Schedule S-3	4
Schedule A	5
Schedule A-1	6
Schedule B	8
Schedule 31	9
Schedule 32	10

	GOVERNMENTAL FUND TYPES AND EXPENDABLE TRUST FUNDS					TOTAL (MEMO ONLY) COLUMNS 3+4 (5)
	ACTUAL PRIOR YEAR 6/30/24 (1)	ESTIMATED CURRENT YEAR 6/30/25 (2)	BUDGET YEAR 6/30/26 (3)	PROPRIETARY FUNDS BUDGET YEAR 6/30/26 (4)		
REVENUES						
Property Taxes	11,010	7,706	5,940	\$	5,940	5,940
Other Taxes						-
Licenses and Permits						-
Intergovernmental Resources	10,362	10,183	10,630			10,630
Charges for Services						-
Fines and Forfeits						-
Miscellaneous	14,233	5,200	5,200			5,200
TOTAL REVENUES	35,604	23,089	21,770			21,770
EXPENDITURES-EXPENSES						
General Government						
Judicial						
Public Safety						
Public Works						
Sanitation						
Health	2,368	32,400	132,000			132,000
Welfare						
Culture and Recreation						
Community Support						
Intergovernmental Expenditures						
Contingencies						
Utility Enterprises						
Hospitals						
Transit Systems						
Airports						
Other Enterprises						
Debt Service - Principal						
Interest Cost						
TOTAL EXPENDITURES-EXPENSES	2,368	32,400	132,000			132,000
Excess of Revenues over (under) Expenditures-Expenses	33,236	(9,311)	(110,230)			(110,230)

	GOVERNMENTAL FUND TYPES AND EXPENDABLE TRUST FUNDS				
	ACTUAL PRIOR YEAR 6/30/24 (1)	ESTIMATED CURRENT YEAR 6/30/25 (2)	BUDGET YEAR 6/30/26 (3)	PROPRIETARY FUNDS BUDGET YEAR 6/30/26 (4)	TOTAL (MEMO ONLY) COLUMNS 3+4 (5)
OTHER FINANCING SOURCES (USES):					
Proceeds of Long-term Debt					
Sales of General Fixed Assets					
Operating Transfers (in)					
Operating Transfers (out)					
TOTAL OTHER FINANCING SOURCES (USES)					
Excess of Revenues and Other Sources over (under) Expenditures and Other Uses (Net Income)					XXXXXXXXXXXXXXXXXX
FUND BALANCE JULY 1, BEGINNING OF YEAR	335,301	368,538	359,228	XXXXXXXXXXXXXXXXXX	XXXXXXXXXXXXXXXXXX
Prior Period Adjustments				XXXXXXXXXXXXXXXXXX	XXXXXXXXXXXXXXXXXX
Residual Equity Transfers				XXXXXXXXXXXXXXXXXX	XXXXXXXXXXXXXXXXXX
FUND BALANCE JUNE 30, END OF YEAR	368,538	359,228	248,998	XXXXXXXXXXXXXXXXXX	XXXXXXXXXXXXXXXXXX
TOTAL ENDING FUND BALANCE				XXXXXXXXXXXXXXXXXX	XXXXXXXXXXXXXXXXXX

FULL TIME EQUIVALENT EMPLOYEES BY FUNCTION

	ACTUAL PRIOR YEAR ENDING 6/30/24	ESTIMATED CURRENT YEAR ENDING 6/30/25	BUDGET YEAR ENDING 6/30/26
General Government	0	0	0
Judicial	0	0	0
Public Safety	0	0	0
Public Works	0	0	0
Sanitation	0	0	0
Health	0	0	0
Welfare	0	0	0
Culture and Recreation	0	0	0
Community Support	0	0	0
TOTAL GENERAL GOVERNMENT	0	0	0
Utilities	0	0	0
Hospitals	0	0	0
Transit Systems	0	0	0
Airports	0	0	0
Other	0	0	0
TOTAL	0	0	0

POPULATION (AS OF JULY 1)	500	500	500
SOURCE OF POPULATION ESTIMATE*	2010 CENSUS AND STATE DEMOGRAPHER		
Assessed Valuation (Secured and Unsecured Only)	24,836,753	26,607,258	26,406,977
Net Proceeds of Mines			
TOTAL ASSESSED VALUE	24,836,753	26,607,258	26,406,977
TAX RATE			
General Fund	.0400	.0400	.0400
Special Revenue Funds	.0000	.0000	.0000
Capital Projects Funds	.0000	.0000	.0000
Debt Service Funds	.0000	.0000	.0000
Enterprise Fund	.0000	.0000	.0000
Other	.0000	.0000	.0000
TOTAL TAX RATE	0.0400	0.0400	0.0400

* Use the population certified by the state in March each year. Small districts may use a number developed per the instructions (page 6) or the best information available.

D.V. Rodent District
(Local Government)

SCHEDULE S-2 - STATISTICAL DATA

PROPERTY TAX RATE AND REVENUE RECONCILIATION

	(1)	(2)	(3)	(4)	(5)	(6)	(7)	(8)	(9)
	ALLOWED TAX RATE	ASSESSED VALUATION	ALLOWED AD VALOREM REVENUE [(1) X (2)/100]	TAX RATE LEVIED	TOTAL AD VALOREM REVENUE WITH NO CAP [(2, line A)X(4)/100]	AD VALOREM TAX ABATEMENT [(5) - (7)]	AD VALOREM REVENUE WITH CAP	NET PROCEEDS OF MINERAL REVENUE [(2, line B) X (4)/100]	BUDGETED AD VALOREM REVENUE WITH CAP PLUS REVENUE FROM NPM [(7) + (8)]
OPERATING RATE:									
A. Ad Valorem Subject to Revenue Limitations	0.1352	26,406,977	35,702	0.0400	10,563	4,623	5,940	XXXXXXXXXXXXXXXXXXXX	5,940
B. Ad Valorem Outside Revenue Limitations:					XXXXXXXXXXXXXXXXXXXX				
Net Proceeds of Mines									
VOTER APPROVED:									
C. Voter Approved Overrides									
LEGISLATIVE OVERRIDES									
D. Accident Indigent (NRS 428.185)									
E. Medical Indigent (NRS 428.285)									
F. Capital Acquisition (NRS 354.59815)									
G. Youth Services Levy (NRS 62B.150, 62B.160)									
H. Legislative Overrides									
I. SCCRT Loss (NRS 354.59813)	0.0065		1,721	0.0065					
J. Other:									
K. Other:									
L. SUBTOTAL LEGISLATIVE OVERRIDES	0.0065		1,721	0.0065					
M. SUBTOTAL A, C, L	0.1417		37,424	0.0465	10,563	4622.7908	5,940		5,940
N. Debt									
O. TOTAL M AND N	0.1417		37,424	0.0465	10,563	4622.7908	5,940		5,940

D.V. Rodent District

SCHEDULE S-3 - PROPERTY TAX RATE AND REVENUE RECONCILIATION

The Allowed Revenue required for column 3 can be obtained from the March 15 Final Revenue Projections or manually calculated. If an entity chooses to budget for an amount in column 5 which is lower or higher than the amount produced by the formula, please attach an explanation.

SCHEDULE A - ESTIMATED REVENUES & OTHER RESOURCES - GOVERNMENTAL FUND TYPES, EXPENDABLE TRUST FUNDS & TAX SUPPORTED PROPRIETARY FUND TYPES

Budget Summary for D.V. Rodent District (Local Government)

Budget For Fiscal Year Ending June 30, 2026

GOVERNMENTAL FUNDS AND EXPENDABLE TRUST FUNDS FUND NAME	BEGINNING FUND BALANCES (1)	CONSOLIDATED TAX REVENUE (2)	PROPERTY TAX REQUIRED (3)	TAX RATE (4)	OTHER REVENUE (5)	OTHER FINANCING SOURCES OTHER THAN TRANSFERS IN (6)	OPERATING TRANSFERS IN (7)	TOTAL (8)
DIAMOND VALLEY WEED DISTRICT	359,228	10,630	5,940	.0400	5,200			380,998
DEBT SERVICE								
Subtotal Governmental Fund Types, Expendable Trust Funds	359,228	10,630	5,940	.0400	5,200		-	380,998
PROPRIETARY FUNDS								
	XXXXXXXXXXXX				XXXXXXXXXX	XXXXXXXXXXXX	XXXXXXXXXXXX	XXXXXXXXXXXX
	XXXXXXXXXXXX				XXXXXXXXXX	XXXXXXXXXXXX	XXXXXXXXXXXX	XXXXXXXXXXXX
	XXXXXXXXXXXX				XXXXXXXXXX	XXXXXXXXXXXX	XXXXXXXXXXXX	XXXXXXXXXXXX
	XXXXXXXXXXXX				XXXXXXXXXX	XXXXXXXXXXXX	XXXXXXXXXXXX	XXXXXXXXXXXX
	XXXXXXXXXXXX				XXXXXXXXXX	XXXXXXXXXXXX	XXXXXXXXXXXX	XXXXXXXXXXXX
Subtotal Proprietary Funds	XXXXXXXXXXXX				XXXXXXXXXX	XXXXXXXXXXXX	XXXXXXXXXXXX	XXXXXXXXXXXX
TOTAL ALL FUNDS	359,228	10,630	5,940	.0400	5,200	-	-	380,998

SCHEDULE A-1 ESTIMATED EXPENDITURES AND OTHER FINANCING USES

Budget For Fiscal Year Ending June 30, 2026

Budget Summary for D.V. Rodent District
(Local Government)

GOVERNMENTAL FUNDS AND EXPENDABLE TRUST FUNDS FUND NAME	*	SALARIES AND WAGES (1)	EMPLOYEE BENEFITS (2)	SERVICES, SUPPLIES AND OTHER CHARGES (3)	CAPITAL OUTLAY *** (4)	CONTINGENCIES AND USES OTHER THAN OPERATING TRANSFER OUT (5)	OPERATING TRANSFER OUT (6)	ENDING FUND BALANCES (7)	TOTAL (8)
DIAMOND VALLEY WEED	R			92,000	40,000			248,998	380,998
TOTAL GOVERNMENTAL FUND TYPES AND EXPENDABLE TRUST FUNDS				92,000	40,000		-	248,998	380,998

* FUND TYPES: R - Special Revenue
C - Capital Projects
D - Debt Service
T - Expendable Trust

** Include Debt Service Requirements in this column

*** Capital Outlay must agree with CIP.

SCHEDULE OF EXISTING CONTRACTS

Local Government: Diamond Valley Rodent Dist
 Contact: Kim Todd
 E-mail Address: ktodd@eurekacountynv.gov
 Daytime Telephone: 775-237-6128

Total Number of Existing Contracts: _____

Line	Vendor	Effective Date of Contract	Termination Date of Contract	Proposed Expenditure FY 2024-25	Proposed Expenditure FY 2025-26	Reason or need for contract:
1	None					
2						
3						
4						
5						
6						
7						
8						
9						
10						
11						
12						
13						
14						
15						
16						
17						
18						
19						
20	Total Proposed Expenditures					

Additional Explanations (Reference Line Number and Vendor):

SCHEDULE OF PRIVATIZATION CONTRACTS

Local Government: Diamond Valley Rodent Dist
 Contact: Kim Todd
 E-mail Address: ktodd@eurekacountyrv.gov
 Daytime Telephone: 775-237-6128

Total Number of Privatization Contracts: _____

Line	Vendor	Effective Date of Contract	Termination Date of Contract	Duration (Months/ Years)	Proposed Expenditure FY 2024-25	Proposed Expenditure FY 2025-26	Position Class or Grade	Number of FTEs employed by Position Class or Grade	Equivalent hourly wage of FTEs by Position Class or Grade	Reason or need for contract:
1	None									
2										
3										
4										
5										
6										
7										
8	Total									

Attach additional sheets if necessary.



EUREKA COUNTY COMPTROLLER

701 SOUTH MAIN STREET
P.O. BOX 852 EUREKA, NEVADA 89316

PHONE: 775-237-6128
FAX: 775-254-6141

Nevada Department of Taxation
3850 Arrowhead Dr.
Carson City, NV 89706

Diamond Valley Weed District herewith submits the (TENTATIVE) budget for the
fiscal year ending June 30, 2026

This budget contains 1 funds, including Debt Service, requiring property tax revenues totaling \$ 11,597

The property tax rates computed herein are based on preliminary data. If the final state computed revenue limitation permits, the tax rate will be increased by an amount not to exceed 1%. If the final computation requires, the tax rate will be lowered.

This budget contains 1 governmental fund types with estimated expenditures of \$ 169,850 and
 proprietary funds with estimated expenses of \$

Copies of this budget have been filed for public record and inspection in the offices enumerated in NRS 354.596 (Local Government Budget and Finance Act).

CERTIFICATION

I Kimberly Todd
(Print Name)
Comptroller
(Title)

certify that all applicable funds and financial operations of this Local Government are listed herein

Signed: 

Dated: April 1, 2025

Phone: 775-237-6128

APPROVED BY THE GOVERNING BOARD
Only necessary for FINAL Budget
(Signature by DocuSign is acceptable)

SCHEDULED PUBLIC HEARING:
(Must be held from May 19, 2025 to May 31, 2025)

Date and Time: May 20, 2025 10:00 am

Publication Date: May 8 & 15, 2025

Place: Eureka County Courthouse
10 S. Main St, Eureka, NV 89316

Diamond Valley Weed District
2025/2026 Index

Description	Page #
Schedule S-1	1
Schedule S-2	3
Schedule S-3	4
Schedule A	5
Schedule A-1	6
Schedule B	8
Schedule 31	9
Schedule 32	10

	GOVERNMENTAL FUND TYPES AND EXPENDABLE TRUST FUNDS					TOTAL (MEMO ONLY) COLUMNS 3+4 (5)
	ACTUAL PRIOR YEAR 6/30/24 (1)	ESTIMATED CURRENT YEAR 6/30/25 (2)	BUDGET YEAR 6/30/26 (3)	PROPRIETARY FUNDS BUDGET YEAR 6/30/26 (4)		
REVENUES						
Property Taxes	29,954	15,045	11,597	\$	11,597	
Other Taxes						
Licenses and Permits						
Intergovernmental Resources	72,442	110,183	60,630		60,630	
Charges for Services						
Fines and Forfeits	10,165	4,300	3,850		3,850	
Miscellaneous						
TOTAL REVENUES	112,561	129,528	76,077		76,077	
EXPENDITURES-EXPENSES						
General Government						
Judicial						
Public Safety						
Public Works	121,913	141,800	169,850		169,850	
Sanitation						
Health						
Welfare						
Culture and Recreation						
Community Support						
Intergovernmental Expenditures						
Contingencies						
Utility Enterprises						
Hospitals						
Transit Systems						
Airports						
Other Enterprises						
Debt Service - Principal						
Interest Cost						
TOTAL EXPENDITURES-EXPENSES	121,913	141,800	169,850		169,850	
Excess of Revenues over (under)	(9,352)	(12,272)	(93,773)		(93,773)	
Expenditures-Expenses						

	GOVERNMENTAL FUND TYPES AND EXPENDABLE TRUST FUNDS					TOTAL (MEMO ONLY) COLUMNS 3+4 (5)
	ACTUAL PRIOR YEAR 6/30/24 (1)	ESTIMATED CURRENT YEAR 6/30/25 (2)	BUDGET YEAR 6/30/26 (3)	PROPRIETARY FUNDS BUDGET YEAR 6/30/26 (4)		
OTHER FINANCING SOURCES (USES):						
Proceeds of Long-term Debt						
Sales of General Fixed Assets						
Operating Transfers (in)						
Operating Transfers (out)						
TOTAL OTHER FINANCING SOURCES (USES)						
Excess of Revenues and Other Sources over (under) Expenditures and Other Uses (Net Income)						XXXXXXXXXXXXXXXXXX
FUND BALANCE JULY 1, BEGINNING OF YEAR	276,538	267,186	254,914	XXXXXXXXXXXXXXXXXX		XXXXXXXXXXXXXXXXXX
Prior Period Adjustments				XXXXXXXXXXXXXXXXXX		XXXXXXXXXXXXXXXXXX
Residual Equity Transfers				XXXXXXXXXXXXXXXXXX		XXXXXXXXXXXXXXXXXX
FUND BALANCE JUNE 30, END OF YEAR	267,186	254,914	161,141	XXXXXXXXXXXXXXXXXX		XXXXXXXXXXXXXXXXXX
TOTAL ENDING FUND BALANCE				XXXXXXXXXXXXXXXXXX		XXXXXXXXXXXXXXXXXX

FULL TIME EQUIVALENT EMPLOYEES BY FUNCTION

	ACTUAL PRIOR YEAR ENDING 6/30/24	ESTIMATED CURRENT YEAR ENDING 6/30/25	BUDGET YEAR ENDING 6/30/26
General Government	0	0	0
Judicial	0	0	0
Public Safety	0	0	0
Public Works	1	1	1
Sanitation	0	0	0
Health	0	0	0
Welfare	0	0	0
Culture and Recreation	0	0	0
Community Support	0	0	0
TOTAL GENERAL GOVERNMENT	1	1	1
Utilities	0	0	0
Hospitals	0	0	0
Transit Systems	0	0	0
Airports	0	0	0
Other	0	0	0
TOTAL	1	1	1

POPULATION (AS OF JULY 1)	500	500	500
SOURCE OF POPULATION ESTIMATE*	2010 CENSUS AND STATE DEMOGRAPHER		
Assessed Valuation (Secured and Unsecured Only)	24,836,753	26,607,258	26,406,977
Net Proceeds of Mines			
TOTAL ASSESSED VALUE	24,836,753	26,607,258	26,406,977
TAX RATE			
General Fund	0.0781	0.0781	0.0781
Special Revenue Funds	.0000	.0000	.0000
Capital Projects Funds	.0000	.0000	.0000
Debt Service Funds	.0000	.0000	.0000
Enterprise Fund	.0000	.0000	.0000
Other	.0000	.0000	.0000
TOTAL TAX RATE	0.0781	0.0781	0.0781

* Use the population certified by the state in March each year. Small districts may use a number developed per the instructions (page 6) or the best information available.

D.V. Weed District
(Local Government)

SCHEDULE S-2 - STATISTICAL DATA

PROPERTY TAX RATE AND REVENUE RECONCILIATION

	(1)	(2)	(3)	(4)	(5)	(6)	(7)	(8)	(9)
	ALLOWED TAX RATE	ASSESSED VALUATION	ALLOWED AD VALOREM REVENUE [(1) X (2)/100]	TAX RATE LEVIED	TOTAL AD VALOREM REVENUE WITH NO CAP [(2, line A)X(4)/100]	AD VALOREM TAX ABATEMENT [(5) - (7)]	AD VALOREM REVENUE WITH CAP	NET PROCEEDS OF MINERAL REVENUE [(2, line B) X (4)/100]	BUDGETED AD VALOREM REVENUE WITH CAP PLUS REVENUE FROM NPM [(7) + (8)]
OPERATING RATE: A. Ad Valorem Subject to Revenue Limitations	0.2197	26,406,977	58,016	0.0781	20,624	9,027	11,597	XXXXXXXXXXXXXXXXXXXX	11,597
B. Ad Valorem Outside Revenue Limitations: Net Proceeds of Mines					XXXXXXXXXXXXXXXXXXXX				
VOTER APPROVED: C. Voter Approved Overrides									
LEGISLATIVE OVERRIDES									
D. Accident Indigent (NRS 428.185)									
E. Medical Indigent (NRS 428.285)									
F. Capital Acquisition (NRS 354.59815)									
G. Youth Services Levy (NRS 62B.150, 62B.160)									
H. Legislative Overrides									
I. SCCRT Loss (NRS 354.59813)	0.0065	26,406,977	1,721	0.0065					
J. Other:									
K. Other:									
L. SUBTOTAL LEGISLATIVE OVERRIDES	0.0065	26,406,977	1,721	0.0065					
M. SUBTOTAL A, C, L	0.2262		59,737	0.0846	20,624	9026.8490	11,597		11,597
N. Debt									
O. TOTAL M AND N	0.2262	26,406,977	59,737	0.0846	20,624	9026.8490	11,597		11,597

D.V. Weed District

SCHEDULE S-3 - PROPERTY TAX RATE AND REVENUE RECONCILIATION

The Allowed Revenue required for column 3 can be obtained from the March 15 Final Revenue Projections or manually calculated. If an entity chooses to budget for an amount in column 5 which is lower or higher than the amount produced by the formula, please attach an explanation.

SCHEDULE A - ESTIMATED REVENUES & OTHER RESOURCES - GOVERNMENTAL FUND TYPES, EXPENDABLE TRUST FUNDS & TAX SUPPORTED PROPRIETARY FUND TYPES

Budget For Fiscal Year Ending June 30, 2026 Budget Summary for D.V. Weed District (Local Government)

GOVERNMENTAL FUNDS AND EXPENDABLE TRUST FUNDS FUND NAME	BEGINNING FUND BALANCES (1)	CONSOLIDATED TAX REVENUE (2)	PROPERTY TAX REQUIRED (3)	TAX RATE (4)	OTHER REVENUE (5)	OTHER FINANCING SOURCES OTHER THAN TRANSFERS IN (6)	OPERATING TRANSFERS IN (7)	TOTAL (8)
DIAMOND VALLEY WEED DISTRICT	254,914	10,630	11,597	.0781	53,850			330,991
DEBT SERVICE								
Subtotal Governmental Fund Types, Expendable Trust Funds	254,914	10,630	11,597	0.0781	53,850			330,991
PROPRIETARY FUNDS								
	XXXXXXXXXX				XXXXXXXXXX	XXXXXXXXXX	XXXXXXXXXX	XXXXXXXXXX
	XXXXXXXXXX				XXXXXXXXXX	XXXXXXXXXX	XXXXXXXXXX	XXXXXXXXXX
	XXXXXXXXXX				XXXXXXXXXX	XXXXXXXXXX	XXXXXXXXXX	XXXXXXXXXX
	XXXXXXXXXX				XXXXXXXXXX	XXXXXXXXXX	XXXXXXXXXX	XXXXXXXXXX
	XXXXXXXXXX				XXXXXXXXXX	XXXXXXXXXX	XXXXXXXXXX	XXXXXXXXXX
	XXXXXXXXXX				XXXXXXXXXX	XXXXXXXXXX	XXXXXXXXXX	XXXXXXXXXX
Subtotal Proprietary Funds	XXXXXXXXXX				XXXXXXXXXX	XXXXXXXXXX	XXXXXXXXXX	XXXXXXXXXX
TOTAL ALL FUNDS	254,914	10,630	11,597	0.0781	53,850	-	-	330,991

SCHEDULE OF EXISTING CONTRACTS

Local Government: DV Weed District
 Contact: Kim Todd
 E-mail Address: ktodd@eurekacountynv.gov
 Daytime Telephone: 775-237-6128

Total Number of Existing Contracts: 1

Line	Vendor	Effective Date of Contract	Termination Date of Contract	Proposed Expenditure FY 2024-25	Proposed Expenditure FY 2025-26	Reason or need for contract:
1	Apex Pest Control LLC	7/1/2016	6/30/2026	\$ 3,000	\$ 4,000	Weed Control
2						
3						
4						
5						
6						
7						
8						
9						
10						
11						
12						
13						
14						
15						
16						
17						
18						
19						
20	Total Proposed Expenditures			\$ 3,000	\$ 4,000	

Additional Explanations (Reference Line Number and Vendor):

SCHEDULE OF PRIVATIZATION CONTRACTS

Local Government: D.V. Weed District

Contact: Kim Todd

E-mail Address: ktodd@eurekacountynv.gov

Daytime Telephone: 775-237-6128

Total Number of Privatization Contracts: _____

Line	Vendor	Effective Date of Contract	Termination Date of Contract	Duration (Months/ Years)	Proposed Expenditure FY 2024-25	Proposed Expenditure FY 2025-26	Position Class or Grade	Number of FTEs employed by Position Class or Grade	Equivalent hourly wage of FTEs by Position Class or Grade	Reason or need for contract:
1	None									
2										
3										
4										
5										
6										
7										
8	Total									

Attach additional sheets if necessary.



EUREKA COUNTY COMPTROLLER

701 SOUTH MAIN STREET
P.O. BOX 852 EUREKA, NEVADA 89316

PHONE: 775-237-6128
FAX: 775-254-6141

Nevada Department of Taxation
3850 Arrowhead Dr
Carson City, NV 89706

Eureka County _____ herewith submits the (TENTATIVE) budget for the
fiscal year ending June 30, 2026

This budget contains 14 funds, including Debt Service, requiring property tax revenues totaling \$ 19,287,222

The property tax rates computed herein are based on preliminary data. If the final state computed revenue limitation permits, the tax rate will be increased by an amount not to exceed 1%. If the final computation requires, the tax rate will be lowered.

This budget contains 25 governmental fund types with estimated expenditures of \$ 48,253,210 and
_____ proprietary funds with estimated expenses of \$ _____

Copies of this budget have been filed for public record and inspection in the offices enumerated in NRS 354.596 (Local Government Budget and Finance Act).

CERTIFICATION

I, Kimberly Todd
(Print Name)
Comptroller
(Title)

certify that all applicable funds and financial operations of this Local Government are listed herein

Signed: 

Dated: April 1, 2025

Phone: 775-237-6128

APPROVED BY THE GOVERNING BOARD

Only necessary for FINAL Budget
(Signature by DocuSign is acceptable)

SCHEDULED PUBLIC HEARING:

(Must be held from May 20, 2024 to May 31, 2024)

Date and Time: May 20, 2025 10:00 am

Publication Date: May 8 & 15, 2025

Place: Eureka County Courthouse
10 S. Main St, Eureka, NV 89316

EUREKA COUNTY GENERAL FUND
BUDGET MESSAGE AND
ENDING FUND BALANCE EXPLANATION

The projected fund balance of the General Fund for the year ending June 30, 2026 is \$26,699,283. The projected revenue for the General Fund is \$25,558,875. The projected expenditure for the General Fund is \$29,312,710. The County has allocated \$.6370 of the current tax rate to the General Fund.

The General Fund's ending fund balance will ensure that the local government has enough funds to meet expenditures in the first quarter of the new fiscal year, help finance future capital improvements, and to stabilize the county's ability to survive fluctuating gold prices. Eureka County experienced a major flooding event in the Spring 2023, and we are still having to spend funds on recovery efforts to mitigate damage and flood control. This will continue for the next year and with the uncertainty of the expenses being paid back to Eureka County, this expense will be budgeted for the next year. There is also a major paving and water/sewer line project budgeted for Eureka County over the next few years and the General Fund will transfer funds to assist in the expense of this major project.

Over ninety percent of Eureka County's assessed valuation is tied to two mining companies and sixty one percent of the County's assessed valuation is Net Proceeds of Mines. The volatility of Net Proceeds of Mines revenues continues, however we have seen an increase with the rise in gold prices the past few years.

The ending fund balance for the Road Fund is \$2,284,278. These funds provide the future means to maintain, repair, and pave the estimated 1,891 miles of road in Eureka County. The County also allocated \$.09 of the current tax rate to the Road Fund. There have been some major equipment purchases in the Road Fund over the past few years which has depleted the ending fund balance. The General Fund will transfer \$1,000,000 to this fund in order to support capital outlay purchases.

The ending fund balance for the Regional Transportation Commission Fund is \$10,055,427. The County also allocated \$.20 of the current tax rate to the Regional Transportation Fund. The County will also transfer in \$4,000,000 from the General Fund to help fund a major paving project which began in 2023. The County-wide paving project is expected to last for five years.

The ending fund balance for the Capital Improvement Fund is projected to be \$6,585,681. There is a line item reflecting a grant of \$16,000 from the Capital Improvement Fund, \$7,000 goes to the Town of Crescent Valley and \$9,000 goes to the Eureka Town. These grants to the two town funds are mandated by NRS 354.59815. The County allocated \$.05 of the current tax rate to this fund.

The Future Reserve Fund is a mitigation fund provided by NRS 362.171. The projected fund balance for the Future Reserve Fund is \$12,359,009. The Future Reserve Fund will aid the County and its taxpayers in the effort to provide a "grace period" to absorb the financial impact of any negative financial condition associated with the gold market. These funds will also help keep Eureka County's tax rate at the lowest level in the State of Nevada. This low tax rate has benefited the State of Nevada for over 25 years since over sixty percent of all net proceeds of mines tax goes to the State of Nevada General Fund and not Eureka County. The County allocated 0.0005 of the current tax rate to this fund.

The Retiree Health Insurance Premium Fund was added to Eureka County FY 2014 Final Budget. The ending fund balance will be used for the long term GASB 45 liability. The General Fund will transfer \$500,000 to this fund to help support the liability of retiree health insurance.

The ending fund balance projection for the Agricultural Extension Fund is \$437,206. The tax rate allocated for the Agricultural Extension Fund is \$.01. The ending fund balance will help finance future Agricultural Extension activities and capital improvement projects. This fund has budgeted a donation to the Boys and Girls Club of Nevada in the amount of \$800,000.

The ending fund balance projection for the Agricultural District #15 is \$310,309. This County allocated \$.0050 of the current tax rate for this fiscal year.

The Building Reserve Fund ending fund balance is \$3,713,292 and this fund will provide long-term maintenance, repair, remodeling, and construction of county owned structures. Eureka County has recently had some major repair projects come out of this fund to help mitigate the decline of County buildings. The County allocated \$.03 of the current tax rate to this fund.

The Recreation Fund and the Tourism Fund provide for the long-term needs of both funds. The Recreation Board allocated the funds received by room taxes to cover expenditure.

The Water Mitigation Fund was allocated \$.02 of the current tax rate. This ad valorem revenue will fund the long-term water planning issues in Eureka County. These funds will be used to explore test wells in Eureka County that can eventually help support our municipal water systems if a viable source is located. The Natural Resource Multiple Use Fund was allocated \$.0050 to aid Natural Resource issues faced by Eureka County.

The ending fund balances for the Eureka County Indigent Fund and Eureka County Hospital Indigent Fund are to help fund most of the indigent requirements of Eureka County. The requirements of budgetary increases for Indigent expenses are included in these budgeted expenditures.

The Landfill Fund will provide for the long-term expansion, repairs and operation of the County Landfill. The county has allocated \$.0700 of the current tax rate to this fund. The ending fund balance is projected to be \$4,460,856.

Since the creation of Eureka County in 1873, it has had a repetitive history of boom-and-bust cycles. The basic intent of all ending fund balances for Eureka County entities is for the long-term benefit of the Eureka County citizens and businesses. The long-term financial management of Eureka County also significantly benefits the State of Nevada funds since Eureka County exports sixty percent of Net Proceeds of Mines revenues, Eureka County exports over 5,000 mining related jobs, and Eureka County is an exporter of sales tax to the State of Nevada. Eureka County will continue to fund major capital outlay projects while the price of gold is high and our communities can benefit from the Net Proceeds of Mines.

Eureka County, Nevada
2025/2026 Index

Description	Page #
Schedule S-1	1
Schedule S-2 Statistical Data	3
Schedule S-3	4
Schedule A	5
Schedule A-1	7
Schedule B - Resources - General Fund	8
General Fund Expenditures	
Expense - General Fund: General Government	11
Expense - General Fund: Judicial	13
Expense - General Fund: Public Safety	14
Expense - General Fund: Public Works	15
Expense - General Fund: Health	16
Expense - General Fund: Cultural & Recreation	17
Expense - General Fund: Community Support	18
Schedule B Summary: General Fund	19
Schedule B: Retiree Health Insurance Premium	20
Schedule B: Future Reserve Fund	21
Schedule B: Road Fund	22
Schedule B: Regional Transportation	24
Schedule B: Agricultural Extension	25
Schedule B: Eureka Co Ag Dist #15	26
Schedule B: Building Operation & Maint Fund	27
Schedule B: Capital Improvement	28
Schedule B: Recreation	29
Schedule B: Tourism	30
Schedule B: Water Mitigation Fund	31
Schedule B: Natural Resource Multi Use Fund	32
Schedule B: Eureka Co Game Board	33
Schedule B: State Accident Indigent	34
Schedule B: County Indigent	35
Schedule B: County Hospital Indigent	36
Schedule B: Landfill Fund	37
Schedule B: Assessor Technology Fund	38
Schedule B: Recorder Technology Fund	39
Schedule B: District Court Improvement Fund	40
Schedule B: Justice Court AA Fund	41
Schedule B: Juvenile Court AA Fund	42
Schedule B: Justice Court Facility Fund	43
Schedule B: Forensic Fee Fund	44
Schedule T	45
Schedule 30: Lobbyist Expenses	48
Schedule 31: Existing Contracts	49
Schedule 32: Privatization Contracts	51

REVENUES	GOVERNMENTAL FUND TYPES AND EXPENDABLE TRUST FUNDS					TOTAL (MEMO ONLY) COLUMNS 3+4 (5)
	ACTUAL PRIOR YEAR 6/30/24 (1)	ESTIMATED CURRENT YEAR 6/30/25 (2)	BUDGET YEAR 6/30/26 (3)	PROPRIETARY FUNDS BUDGET YEAR 6/30/26 (4)		
Property Taxes	15,933,146	18,957,669	19,287,222	\$		19,287,222
Other Taxes	218,180	228,778	218,808			218,808
Licenses and Permits	9,310	8,450	8,550			8,550
Intergovernmental Resources	12,695,700	12,737,702	14,508,794			14,508,794
Charges for Services	1,325,451	1,282,060	965,050			965,050
Fines and Forfeits	140,397	111,650	111,100			111,100
Miscellaneous	4,634,027	3,203,805	3,144,930			3,144,930
TOTAL REVENUES	34,956,212	36,530,113	38,244,454			38,244,454
EXPENDITURES-EXPENSES						
General Government	7,104,975	9,566,675	19,744,350			19,744,350
Judicial	1,677,485	1,740,550	2,803,460			2,803,460
Public Safety	7,147,418	5,230,450	7,100,300			7,100,300
Public Works	12,885,333	8,876,300	12,316,500			12,316,500
Sanitation	530,207	337,150	503,800			503,800
Health	1,381,189	1,584,000	2,059,650			2,059,650
Welfare	92,834	-	-			-
Culture and Recreation	1,602,716	1,654,350	2,086,900			2,086,900
Community Support	485,273	510,200	648,750			648,750
Intergovernmental Expenditures	651,278	576,500	989,500			989,500
Contingencies	-	-	200,000			200,000
Utility Enterprises						
Hospitals						
Transit Systems						
Airports						
Other Enterprises						
Debt Service - Principal						
Interest Cost						
TOTAL EXPENDITURES-EXPENSES	33,558,707	30,076,175	48,453,210			48,453,210
Excess of Revenues over (under)						
Expenditures-Expenses	1,397,504	6,453,938	(10,208,756)			(10,208,756)
Other Financing Sources (Uses)						
Other - B Report						
Operating Transfer (In)						
TOTAL OTHER FINANCING SOURCES						
Excess of Revenue @ other sources						
Over (Under) Expenditures and Other	1,397,504	6,453,938	(10,208,756)			(10,208,756)

	GOVERNMENTAL FUND TYPES AND EXPENDABLE TRUST FUNDS				TOTAL (MEMO ONLY) COLUMNS 3+4 (5)
	ACTUAL PRIOR YEAR 6/30/24 (1)	ESTIMATED CURRENT YEAR 6/30/25 (2)	BUDGET YEAR 6/30/26 (3)	PROPRIETARY FUNDS BUDGET YEAR 6/30/26 (4)	
OTHER FINANCING SOURCES (USES):					
Proceeds of Long-term Debt					0
Sales of General Fixed Assets					0
Operating Transfers (in)	15,250,000	10,200,000	8,500,000		8,500,000
Operating Transfers (out)	15,250,000	10,200,000	8,500,000		8,500,000
TOTAL OTHER FINANCING SOURCES (USES)	30,500,000	20,400,000	17,000,000		17,000,000
Excess of Revenues and Other Sources over (under) Expenditures and Other Uses (Net Income)					
FUND BALANCE JULY 1, BEGINNING OF YEAR	95,274,621	91,403,743	90,739,046	XXXXXXXXXXXXXXXXXXXX	XXXXXXXXXXXXXXXXXXXX
Prior Period Adjustments				XXXXXXXXXXXXXXXXXXXX	XXXXXXXXXXXXXXXXXXXX
Residual Equity Transfers				XXXXXXXXXXXXXXXXXXXX	XXXXXXXXXXXXXXXXXXXX
FUND BALANCE JUNE 30, END OF YEAR				XXXXXXXXXXXXXXXXXXXX	XXXXXXXXXXXXXXXXXXXX
TOTAL ENDING FUND BALANCE	91,403,743	90,739,046	76,930,290	XXXXXXXXXXXXXXXXXXXX	XXXXXXXXXXXXXXXXXXXX

FULL TIME EQUIVALENT EMPLOYEES BY FUNCTION

	ACTUAL PRIOR YEAR ENDING 6/30/24	ESTIMATED CURRENT YEAR ENDING 6/30/25	BUDGET YEAR ENDING 6/30/26
General Government	25	28	29
Judicial	10	10	10
Public Safety	25	27	28
Public Works	17	17	17
Sanitation	2.5	2.5	2.5
Health	4	4	5
Welfare	1	1	1
Culture and Recreation	4	4	4
Community Support	9.5	9.5	9.5
TOTAL GENERAL GOVERNMENT	98	103	106
Utilities	5	5	5
Hospitals	0	0	0
Transit Systems	0	0	0
Airports	0	0	0
Other	0	0	0
TOTAL	103	108	111

POPULATION (AS OF JULY 1)	1847	1776	1852
SOURCE OF POPULATION ESTIMATE*	US Census and State Demographer		
Assessed Valuation (Secured and Unsecured Only)	837,420,357	785,405,787	892,778,695
Net Proceeds of Mines	740,370,738	895,928,945	891,650,723
TOTAL ASSESSED VALUE	1,577,791,095	1,681,334,732	1,784,429,418
TAX RATE			
General Fund	.6675	.6675	.6370
Special Revenue Funds	.2133	.4133	.4438
Capital Projects Funds	.0500	.0500	.0500
Debt Service Funds	.0000	.0000	.0000
Enterprise Fund	.0000	.0000	.0000
Other	.0150	.0150	.0150
TOTAL TAX RATE	.9458	1.1458	1.1458

* Use the population certified by the state in March each year. Small districts may use a number developed per the instructions (page 6) or the best information available.

Eureka County, Nevada
(Local Government)

SCHEDULE S-2 - STATISTICAL DATA

PROPERTY TAX RATE AND REVENUE RECONCILIATION

	(1)	(2)	(3)	(4)	(5)	(6)	(7)	(8)	(9)
	ALLOWED TAX RATE	ASSESSED VALUATION	ALLOWED AD VALOREM REVENUE [(1) X (2)/100]	TAX RATE LEVIED	TOTAL AD VALOREM REVENUE WITH NO CAP [(2, line A)X(4)/100]	AD VALOREM TAX ABATEMENT [(5) - (7)]	AD VALOREM REVENUE WITH CAP	NET PROCEEDS OF MINERAL REVENUE [(2, line B) X (4)/100]	BUDGETED AD VALOREM REVENUE WITH CAP PLUS REVENUE FROM NPM [(7) + (8)]
OPERATING RATE: A. PROPERTY TAX Subject to Revenue Limitations	89.6294	892,778,695	800,192,186	1.0675	9,530,413	1,088,972	8,441,441	XXXXXXXXXXXXXXXXXXXX	8,441,440
B. PROPERTY TAX Outside Revenue Limitations: Net Proceeds of Mines	89.6294	891,650,723	799,181,193	1.0675	XXXXXXXXXXXXXXXXXXXX	0	0	9,518,371	9,518,371
VOTER APPROVED: C. Voter Approved Overrides									
LEGISLATIVE OVERRIDES D. Accident Indigent (NRS 428.185)	0.0150	1,784,429,418	267,664	0.0150	133,917	13,372	120,545	133,748	254,293
E. Indigent (NRS 428.285)	0.1000	1,784,429,418	1,784,429	0.0100	89,278	8,914	80,364	89,165	169,529
F. Capital Acquisition (NRS 354.59815)	0.0500	1,784,429,418	892,215	0.0500	446,389	44,571	401,818	445,825	847,643
G. Youth Services Levy (NRS 62B.150, 62B.160)	0.0003	1,784,429,418	5,779		0	0	0	0	0
H. Legislative Overrides	0.0044	1,784,429,418	54,000	0.0033	29,462	2,941	26,521	29,424	55,945
I. SCRT Loss (NRS 354.59813)	0.0961	1,784,429,418	1,715,004		0	0	0	0	0
J. Other:		0	0		0	0	0	0	0
K. Other:		0	0		0	0	0	0	0
L. SUBTOTAL LEGISLATIVE OVERRIDES	0.2645		4,719,091	0.0783	698,046	69,798	628,248	688,163	1,327,411
M. SUBTOTAL A, C, L	89.8939	892,778,695	804,911,279	1.1458	10,229,458	1,158,769	9,070,689	10,216,534	19,287,222
N. Debt									
O. TOTAL M AND N	89.8939	892,778,695	804,911,279	1.1458	10,229,458	1,158,769	9,070,689	10,216,534	19,287,222

Eureka County, Nevada
(Local Government)

SCHEDULE S-3 - PROPERTY TAX RATE AND REVENUE RECONCILIATION

The Allowed Revenue required for column 3 can be obtained from the March 15 Final Revenue Projections or manually calculated. If an entity chooses to budget for an amount in column 5 which is lower or higher than the amount produced by the formula, please attach an explanation.

SCHEDULE A - ESTIMATED REVENUES & OTHER RESOURCES - GOVERNMENTAL FUND TYPES, EXPENDABLE TRUST FUNDS & TAX SUPPORTED PROPRIETARY FUND TYPES

Budget For Fiscal Year Ending June 30, 2026

Budget Summary for Eureka County, Nevada
(Local Government)

GOVERNMENTAL FUNDS AND EXPENDABLE TRUST FUNDS FUND NAME	BEGINNING FUND BALANCES (1)	CONSOLIDATED TAX REVENUE (2)	PROPERTY TAX REQUIRED (3)	TAX RATE (4)	OTHER REVENUE (5)	OTHER FINANCING SOURCES OTHER THAN TRANSFERS IN (6)	OPERATING TRANSFERS IN (7)	TOTAL (8)
GENERAL FUND	39,153,118	10,868,507	10,749,868	0.6370	3,940,500	-	0	64,711,993
RETIREE HEALTH INS PREM FUND	2,102,859	0	0	0.0000	44,000	0	500,000	2,646,859
FUTURE RESERVE FUND	12,168,586	0	7,923	0.0005	190,000	0	0	12,366,509
ROAD FUND	2,439,023	0	1,460,468	0.0900	1,331,787	0	1,000,000	6,231,278
REGIONAL TRANSPORTATION	9,543,863	0	3,240,256	0.2000	257,808	0	4,000,000	17,041,927
AGRICULTURAL EXTENSION	1,266,185	0	165,071	0.0100	21,500	0	0	1,452,756
EUREKA CO AG DIST #15	319,663	0	82,046	0.0050	32,800	0	0	434,509
BLDG OPER & MAINT FUND	4,090,682	0	481,110	0.0300	54,000	0	0	4,625,792
CAPITAL IMPROVEMENT	6,499,538	0	847,643	0.0500	228,000	0	0	7,575,181
RECREATION	641,140	0	0	0.0000	127,300	0	0	768,440
TOURISM	36,154	0	0	0.0000	11,520	0	0	47,674
WATER MITIGATION FUND	3,384,560	0	323,579	0.0200	1,052,500	0	0	4,760,639
NAT RES MULT USE FUND	1,622,671	0	82,536	0.0050	22,000	0	0	1,727,207
EUREKA COUNTY GAME BOARD	2,804	0	0	0.0000	1,250	0	0	4,054
STATE ACCIDENT INDIGENT COUNTY INDIGENT	17,593	0	120,545	0.0150	-	0	0	138,138
COUNTY HOSPITAL INDIGENT	471,575	0	55,945	0.0033	14,400	0	0	541,920
LANDFILL FUND	506,702	0	169,529	0.0100	11,500	0	0	687,731
ASSESSOR TECHNOLOGY FUND	3,722,463	0	1,150,703	0.0700	91,500	0	0	4,964,656
RECORDER TECHNOLOGY FUND	2,310,016	0	350,000	0.0000	30,000	0	0	2,690,016
DISTRICT COURT IMP FUND	118,643	0	0	0.0000	9,100	0	0	127,743
	14,996	0	0	0.0000	3,050	0	0	18,046

SCHEDULE A - ESTIMATED REVENUES & OTHER RESOURCES - GOVERNMENTAL FUND TYPES, EXPENDABLE TRUST FUNDS & TAX SUPPORTED PROPRIETARY FUND TYPES

Budget For Fiscal Year Ending June 30, 2026

Budget Summary for Eureka County, Nevada
(Local Government)

GOVERNMENTAL FUNDS AND EXPENDABLE TRUST FUNDS FUND NAME	BEGINNING FUND BALANCES (1)	CONSOLIDATED TAX REVENUE (2)	PROPERTY TAX REQUIRED (3)	TAX RATE (4)	OTHER REVENUE (5)	OTHER FINANCING SOURCES OTHER THAN TRANSFERS IN (6)	OPERATING TRANSFERS IN (7)	TOTAL (8)
JUSTICE COURT AA FUND	69,764	0	0	0.0000	5,000	0	0	74,764
JUVENILE COURT AA FUND	47,502	0	0	0.0000	1,500	0	0	49,002
JUSTICE COURT FACILITY FUND	187,386	0	0	0.0000	7,200	0	0	194,586
FORENSIC FEE FUND	1,570	0	0	0.0000	510	0	0	2,080
DEBT SERVICE	0	0	0	.0000	0	0	0	0
Subtotal Governmental Fund Types, Expendable Trust Funds	90,739,046	10,868,507	19,287,222	1.1458	7,488,725	-	5,500,000	133,883,500
PROPRIETARY FUNDS								
	XXXXXXXXXX				XXXXXXXXXX	XXXXXXXXXX	XXXXXXXXXX	XXXXXXXXXX
	XXXXXXXXXX				XXXXXXXXXX	XXXXXXXXXX	XXXXXXXXXX	XXXXXXXXXX
	XXXXXXXXXX				XXXXXXXXXX	XXXXXXXXXX	XXXXXXXXXX	XXXXXXXXXX
	XXXXXXXXXX				XXXXXXXXXX	XXXXXXXXXX	XXXXXXXXXX	XXXXXXXXXX
	XXXXXXXXXX				XXXXXXXXXX	XXXXXXXXXX	XXXXXXXXXX	XXXXXXXXXX
Subtotal Proprietary Funds	XXXXXXXXXX				XXXXXXXXXX	XXXXXXXXXX	XXXXXXXXXX	XXXXXXXXXX
TOTAL ALL FUNDS	90,739,046	10,868,507	19,287,222	1.1458	7,488,725	-	5,500,000	133,883,500

SCHEDULE A-1 ESTIMATED EXPENDITURES AND OTHER FINANCING USES

Budget For Fiscal Year Ending June 30, 2026

Budget Summary for Eureka County, Nevada
(Local Government)

GOVERNMENTAL FUNDS AND EXPENDABLE TRUST FUNDS FUND NAME	SALARIES AND WAGES (1)	EMPLOYEE BENEFITS (2)	SERVICES, SUPPLIES AND OTHER CHARGES ** (3)	CAPITAL OUTLAY *** (4)	CONTINGENCIES AND USES OTHER THAN OPERATING TRANSFERS OUT (5)	OPERATING TRANSFERS OUT (6)	ENDING FUND BALANCES (7)	TOTAL (8)
GENERAL FUND X	8,145,800	5,246,400	10,353,510	5,567,000	200,000	8,500,000	26,699,263	64,711,993
RETIREE HEALTH INS PREM FUND R			317,000				2,329,859	2,646,859
FUTURE RESERVE FUND R			7,500				12,359,009	12,366,509
ROAD FUND R	1,418,000	686,000	1,643,000	200,000			2,284,278	6,231,278
REGIONAL TRANSPORTATION R			186,500	6,800,000			10,055,427	17,041,927
AGRICULTURAL EXTENSION R			1,015,550				437,206	1,452,756
EUREKA CO AG DIST #15 R			124,200				310,309	434,509
BUILDING OPER & MAINT FUND R			52,500	860,000			3,713,292	4,625,792
CAPITAL IMPROVEMENT C			26,500	963,000			6,585,681	7,575,181
RECREATION R			130,300	20,000			618,140	768,440
TOURISM R			10,050				37,624	47,674
WATER MITIGATION FUND R			301,000	2,260,000			2,199,639	4,760,639
NAT RES MULT USE FUND R			250,800				1,476,407	1,727,207
EUREKA COUNTY GAME BOARD R	1,000	500	1,600				954	4,054
STATE ACCIDENT INDIGENT R			120,000				18,138	138,138
COUNTY INDIGENT R			110,250				431,670	541,920
COUNTY HOSPITAL INDIGENT R			226,500				461,231	687,731
LANDFILL FUND R	183,000	69,500	251,300				4,460,856	4,964,656
ASSESSOR TECHNOLOGY FUND R	20,000	10,000	401,000	150,000			2,109,016	2,690,016
RECORDER TECHNOLOGY FUND R			20,100	10,000			97,643	127,743
DISTRICT COURT IMP FUND R			5,050				12,996	18,046
JUSTICE COURT AA FUND R			9,100	10,000			55,664	74,764
JUV COURT AA FUND R			15,100	4,000			29,902	49,002
JUSTICE COURT FACILITY FUND R			100	50,000			144,486	194,586
FORENSIC FEE FUND R			500				1,580	2,080
TOTAL GOVERNMENTAL FUND TYPES AND EXPENDABLE TRUST FUNDS	9,767,800	6,012,400	15,579,010	16,894,000	200,000	8,500,000	76,930,290	133,883,500

* FUND TYPES: R - Special Revenue
C - Capital Projects
D - Debt Service
T - Expendable Trust

** Include Debt Service Requirements in this column

*** Capital Outlay must agree with CIP.

REVENUES	(1)	(2)	(3) BUDGET YEAR ENDING 6/30/26	
	ACTUAL PRIOR YEAR ENDING 6/30/2024	ESTIMATED CURRENT YEAR ENDING 6/30/2025	TENTATIVE APPROVED	FINAL APPROVED
TAXES				
Property Tax	4,401,292	4,895,650	4,620,296	-
Net Proceeds of Mines	5,076,978	5,608,641	5,529,572	-
Subtotal	9,478,270	10,504,291	10,149,868	-
LICENSES AND PERMITS				
BUSINESS LICENSES				
County Liquor Licenses	3,143	2,500	2,500	-
County Gaming Licenses	683	500	500	-
NON BUSINESS LICENSES				
Marriage Lic (NRS122.060)	168	150	150	-
Animal Licenses	155	200	200	-
Other	225	100	200	-
MV Registration	4,936	5,000	5,000	-
Subtotal	9,310	8,450	8,550	-
INTERGOVERNMENTAL REVENUE				
FEDERAL PAYMENTS				
FEMA/DEM Grant				-
Payment in Lieu of Taxes	419,468	400,000	410,000	-
Geothermal Lease	23,142	25,000	25,000	-
STATE GRANTS				
Misc State Grant Nat Res/DEM	-	250,000	1,000,000	-
FEDERAL GRANTS				
CARES Act Grant	-	-	-	-
DAS Grant	2,201	3,000	3,000	-
Sen Ctr Nutrition Grant	25,286	22,000	22,000	-
Sen Ctr NG Homebound Trans Grant	25,484	22,000	22,000	-
Sen Ctr Transportation Grant	29,577	28,000	28,000	-
USDA Sen Ctr Grant	26,145	40,000	25,000	-
Public Safety SO	-	2,000	2,000	-
LEPC Grant	31,225	30,000	33,000	-
USFS Title III	-	-	5,000	-
Prevention Grant	11,086	13,000	10,000	-
Juv CSBG Grant	8,268	9,000	8,000	-
NDOW/SC WHEP Grant	-	25,000	25,000	-
Bureau of Justice SO Grant	4,038	1,000	1,000	-
FAA Federal Grant	118,645	400,000	1,000,000	-
POOL/PACT Grants	4,420	8,000	3,500	-
STATE SHARED REVENUE				
State Gaming Licenses	48,367	50,000	45,000	-
Consolidated Tax	10,593,556	10,436,598	10,868,507	-
RPTT (NRS 375.070)	337	350	300	-
St Aviation Fuel - Other	-	-	-	-
Opioid Settlement Funds	86,841	60,000	60,000	-
Subtotal	11,458,086	11,824,948	13,596,307	-

Eureka County, Nevada
(Local Government)
SCHEDULE B - GENERAL FUND

REVENUES	(1)	(2)	(3) BUDGET YEAR ENDING 6/30/26		(4)
	ACTUAL PRIOR YEAR ENDING 6/30/2024	ESTIMATED CURRENT YEAR ENDING 6/30/2025	TENTATIVE APPROVED		FINAL APPROVED
CHARGES FOR SERVICES					
GENERAL GOVERNMENT					
Clerk Fees	50,785	200	5,000		-
Foreclosure Recording	81,319	85,000	85,000		-
Mining Map Fees	13,890	15,000	15,000		-
Assessor Commissions (Taxes)	641,022	550,000	600,000		-
PUBLIC SAFETY					
Outside Co Jail Fee	-	-	-		-
Sheriff Fees	1,578	1,200	1,500		-
PUBLIC WORKS					
Public Works Fees	4,297	3,000	4,000		-
HEALTH					
Ambulance Fees	84,475	95,000	95,000		-
Ambulance Insurance Refunds	(484)	(1,000)	(1,000)		-
CULTURE AND RECREATION					
Juv Prob Program Fees	160	10,000	10,000		-
Swim Pool Fees	15,068	11,500	12,500		-
Court Other	12,557	10,175	10,250		-
Facility Use Charge	9,500	9,500	9,000		-
Cultural Programs-Opera	2,151	1,000	1,000		-
Sen Ctr Nutrition Program	16,001	12,000	12,000		-
Sen Ctr Homebound Nutrition	5,725	5,000	5,000		-
Sen Ctr Non Senior Fees	7,024	12,000	12,000		-
Sen Ctr Transportation Program	875	1,000	1,000		-
Subtotal	945,943	820,575	877,250		-
FINES AND FORFEITS					
FINES					
EJC 25% NRS 40	1,489	700	1,000		-
Court Fines	56,589	25,500	26,000		-
FORFEITS					
Bond Forfeit (NRS178.518)	2,620	7,500	5,000		-
OTHER/Stipend Relief	70,200	70,200	70,200		-
Drug Testing Fees	121	300	-		-
Dist Ctr AB65	129	200	200		-
Fees	5,777	3,500	5,000		-
Court Other	1,867	2,400	1,200		-
Drug/Alc Treatment Fee	-	-	-		-
Drug court Fee	-	-	-		-
Court Restitution	1,602	850	2,000		-
Subtotal	140,394	111,150	110,600		-

Eureka County, Nevada
(Local Government)
SCHEDULE B - GENERAL FUND

REVENUES	(1)	(2)	(3) BUDGET YEAR ENDING 6/30/26		(4)
	ACTUAL PRIOR YEAR ENDING 6/30/2024	ESTIMATED CURRENT YEAR ENDING 6/30/2025	TENTATIVE APPROVED		FINAL APPROVED
MISCELLANEOUS					
OTHER MISCELLANEOUS					
Net Inc (Dec) in Fairvalue	1,093,867	1,000	5,000		-
INTEREST EARNINGS					
Interest Earned	845,816	700,000	600,000		-
Net Realized Gain (Loss)	64,199	30,000	45,000		-
OTHER					
Museum Fees	5,729	2,000	2,500		-
Rents and Royalties	18,369	13,800	11,500		-
Delinquent Tax Penalties	22,899	30,000	25,000		-
Donations					-
Aviation Fuel Sales	57,861	45,000	45,000		-
Refunds/Misc	92,250	22,150	19,500		-
North End Activities	7,500	5,000	5,000		-
Property Trust Revenue	51,268	26,500	49,800		-
Reimbursable Court Fees	4,751	4,900	5,000		-
Sheriff Jail Misc Reimbursement	-	3,500	3,000		-
Subtotal	2,264,509	883,850	816,300		-
SUBTOTAL REVENUE ALL SOURCES	24,296,512	24,153,264	25,558,875		-
OTHER FINANCING SOURCES					
Sale of Capital Assets	164,022	-	-		-
Transfers In (Schedule T)	-	-	-		-
Proceeds of Long-term Debt					
Other					
SUBTOTAL OTHER FINANCING SOURCES	164,022	-	-		-
BEGINNING FUND BALANCE	52,643,311	43,278,879	39,153,118		39,153,118
Prior Period Adjustments					
Residual Equity Transfers					
TOTAL BEGINNING FUND BALANCE	52,643,311	43,278,879	39,153,118		39,153,118
TOTAL AVAILABLE RESOURCES	77,103,846	67,432,143	64,711,993		39,153,118

Eureka County, Nevada
(Local Government)
SCHEDULE B - GENERAL FUND

EXPENDITURES BY FUNCTION AND ACTIVITY	(1)	(2)	(3) BUDGET YEAR ENDING 6/30/26 (4)	
	ACTUAL PRIOR YEAR ENDING 6/30/2024	ESTIMATED CURRENT YEAR ENDING 6/30/2025	TENTATIVE APPROVED	FINAL APPROVED
LEGISLATIVE				
COUNTY COMMISSIONERS (001)				
Salaries & Wages	79,924	100,000	285,000	-
Employee Benefits	83,202	125,000	180,000	-
Service & Supplies	561,610	663,050	1,503,100	-
Capital Outlay	-	100,000	1,500,000	-
Dept Subtotal	724,736	988,050	3,468,100	-
ACTIVITY SUBTOTAL	724,736	988,050	3,468,100	-
EXECUTIVE				
TREASURER (002)				
Salaries & Wages	138,354	180,000	245,000	-
Employee Benefits	99,499	135,000	149,000	-
Service & Supplies	39,729	87,800	158,300	-
Capital Outlay	-	5,000	-	-
Dept Subtotal	277,582	407,800	552,300	-
RECORDER (003)				
Salaries & Wages	269,442	250,000	360,000	-
Employee Benefits	166,915	185,000	222,000	-
Service & Supplies	16,395	33,200	73,500	-
Capital Outlay	-	-	-	-
Dept Subtotal	452,752	468,200	655,500	-
ASSESSOR (004)				
Salaries & Wages	237,646	240,000	295,000	-
Employee Benefits	164,614	185,000	210,000	-
Service & Supplies	85,465	69,000	112,500	-
Capital Outlay	-	-	-	-
Dept Subtotal	487,725	494,000	617,500	-
HUMAN RESOURCES (006)				
Salaries & Wages	63,511	85,000	98,000	-
Employee Benefits	46,955	60,000	77,000	-
Service & Supplies	46,575	63,350	100,500	-
Capital Outlay	-	-	-	-
Dept Subtotal	157,041	208,350	275,500	-
BUILDINGS & GROUNDS (015)				
Salaries & Wages	198,724	201,000	277,000	-
Employee Benefits	94,070	101,000	115,500	-
Service & Supplies	589,733	650,725	1,164,850	-
Capital Outlay	120,098	65,000	285,000	-
Dept Subtotal	1,002,625	1,017,725	1,842,350	-
ACTIVITY SUBTOTAL	2,377,725	2,596,075	3,943,150	-
ELECTIONS				
ELECTION EXPENSES (010)				
Salaries & Wages	2,515	7,500	12,000	-
Employee Benefits	385	1,000	800	-
Service & Supplies	56,138	39,000	90,000	-
Capital Outlay	-	-	10,000	-
Dept Subtotal	59,038	47,500	112,800	-
ACTIVITY SUBTOTAL	59,038	47,500	112,800	-
FUNCTION SUBTOTAL				

EUREKA COUNTY, NEVADA
(Local Government)
SCHEDULE B - GENERAL FUND

FUNCTION GENERAL GOVERNMENT

EXPENDITURES BY FUNCTION AND ACTIVITY	(1)	(2)	(3) (4) BUDGET YEAR ENDING 6/30/26	
	ACTUAL PRIOR YEAR ENDING 6/30/2024	ESTIMATED CURRENT YEAR ENDING 6/30/2025	TENTATIVE APPROVED	FINAL APPROVED
FINANCE				
COMPTROLLER (011)				
Salaries & Wages	228,976	210,000	280,000	-
Employee Benefits	144,767	150,000	180,000	-
Service & Supplies	74,508	75,050	98,750	-
Capital Outlay	-	-	-	-
Dept Subtotal	448,251	435,050	558,750	-
ANNUAL AUDIT & BUDGET (012)				
Service & Supplies	147,527	154,500	171,000	-
Dept Subtotal	147,527	154,500	171,000	-
ACTIVITY SUBTOTAL	595,778	589,550	729,750	-
OTHER				
AIRPORT (016)				
Service & Supplies	101,985	173,350	206,500	-
Capital Outlay	118,645	252,000	1,575,000	-
Dept Subtotal	220,630	425,350	1,781,500	-
LAND USE COMMITTEE (017)				
Salaries & Wages	3,232	3,000	8,000	-
Employee Benefits	1,958	1,000	1,000	-
Service & Supplies	9,920	8,800	12,700	-
Capital Outlay	-	-	-	-
Dept Subtotal	15,110	12,800	21,700	-
TECHNOLOGY SUPPORT (018)				
Salaries & Wages	209,507	220,000	310,000	-
Employee Benefits	124,431	130,000	175,000	-
Service & Supplies	740,688	774,300	1,253,300	-
Capital Outlay	204,173	375,000	1,086,000	-
Dept Subtotal	1,278,799	1,499,300	2,824,300	-
PLANNING COMMISSION (019)				
Salaries & Wages	314	800	2,000	-
Employee Benefits	95	150	300	-
Service & Supplies	626	650	2,250	-
Capital Outlay	-	-	-	-
Dept Subtotal	1,035	1,600	4,550	-
MISCELLANEOUS (020)				
Salaries & Wages	73,368	170,000	225,000	-
Employee Benefits	7,275	10,500	15,000	-
Service & Supplies	243,813	273,600	359,000	-
Capital Outlay	-	-	-	-
Dept Subtotal	324,456	454,100	599,000	-
ACTIVITY SUBTOTAL	1,840,030	2,393,150	5,231,050	-
Function: General Government				
Salaries & Wages	1,505,511	1,667,300	2,397,000	-
Employee Benefits	934,165	1,083,650	1,325,600	-
Services & Supplies	2,714,711	3,066,375	5,306,250	-
Capital Outlay	442,916	797,000	4,456,000	-
FUNCTION SUBTOTAL	5,597,304	6,614,325	13,484,850	-

EUREKA COUNTY, NEVADA
(Local Government)
SCHEDULE B - GENERAL FUND

FUNCTION GENERAL GOVERNMENT

EXPENDITURES BY FUNCTION AND ACTIVITY	(1)	(2)	(3) BUDGET YEAR ENDING 6/30/26 (4)	
	ACTUAL PRIOR YEAR ENDING 6/30/2024	ESTIMATED CURRENT YEAR ENDING 6/30/2025	TENTATIVE APPROVED	FINAL APPROVED
COURTS				
DISTRICT COURT (026)				
Services & Supplies	247,848	274,950	401,500	-
Capital Outlay	-	5,000	15,000	-
Dept Subtotal	247,848	279,950	416,500	-
JUSTICE COURT-EUREKA (028)				
Salaries & Wages	330,592	325,800	382,000	-
Employee Benefits	192,300	180,100	190,300	-
Service & Supplies	49,489	61,200	207,160	-
Capital Outlay	-	7,000	-	-
Dept Subtotal	572,381	574,100	779,460	-
ACTIVITY SUBTOTAL	820,229	854,050	1,195,960	-
DISTRICT ATTORNEY				
DISTRICT ATTORNEY (024)				
Salaries & Wages	287,905	300,000	465,000	-
Employee Benefits	169,449	170,000	285,000	-
Service & Supplies	45,067	52,800	377,000	-
Capital Outlay	9,180	-	-	-
Dept Subtotal	511,601	522,800	1,127,000	-
LAW LIBRARY (032)				
Service & Supplies	20,121	20,000	24,000	-
Dept Subtotal	20,121	20,000	24,000	-
ACTIVITY SUBTOTAL	531,722	542,800	1,151,000	-
CORRECTIONS				
JUVENILE PROBATION (022)				
Salaries & Wages	151,985	160,000	165,000	-
Employee Benefits	112,589	115,000	135,000	-
Service & Supplies	59,934	55,350	63,150	-
Capital Outlay	-	-	-	-
Dept Subtotal	324,508	330,350	363,150	-
ACTIVITY SUBTOTAL	324,508	330,350	363,150	-
Function: Judicial				
Salaries & Wages	770,482	785,800	1,012,000	-
Employee Benefits	474,339	465,100	610,300	-
Services & Supplies	422,458	464,300	1,072,810	-
Capital Outlay	9,180	12,000	15,000	-
FUNCTION SUBTOTAL	1,676,459	1,727,200	2,710,110	-

EUREKA COUNTY, NEVADA
(Local Government)
SCHEDULE B - GENERAL FUND

FUNCTION JUDICIAL

EXPENDITURES BY FUNCTION AND ACTIVITY	(1)	(2)	(3) BUDGET YEAR ENDING 6/30/26 (4)	
	ACTUAL PRIOR YEAR ENDING 6/30/2024	ESTIMATED CURRENT YEAR ENDING 6/30/2025	TENTATIVE APPROVED	FINAL APPROVED
POLICE				
SHERIFF (034)				
Salaries & Wages	1,848,642	1,820,000	2,357,000	-
Employee Benefits	1,177,823	1,070,000	1,986,000	-
Service & Supplies	919,653	746,000	930,000	-
Capital Outlay	2,864	410,000	720,000	-
Dept Subtotal	3,948,982	4,046,000	5,993,000	-
ACTIVITY SUBTOTAL	3,948,982	4,046,000	5,993,000	-
FIRE				
LEPC (039)				
Salaries & Wages	527	500	800	-
Employee Benefits	356	400	300	-
Service & Supplies	648	2,000	9,000	-
Capital Outlay	29,985	30,000	36,000	-
Dept Subtotal	31,516	32,900	46,100	-
EUREKA EMERGENCY MNGMNT (040)				
Salaries & Wages	48,665	60,000	157,000	-
Employee Benefits	24,791	30,000	105,200	-
Service & Supplies	163,857	191,500	633,500	-
Capital Outlay	2,929,604	870,000	165,000	-
Dept Subtotal	3,166,917	1,151,500	1,060,700	-
ACTIVITY SUBTOTAL	3,198,433	1,184,400	1,106,800	-
Function: Public Safety				
Salaries & Wages	1,897,834	1,880,500	2,514,800	-
Employee Benefits	1,202,970	1,100,400	2,091,500	-
Services & Supplies	1,084,158	939,500	1,572,500	-
Capital Outlay	2,962,453	1,310,000	921,000	-
FUNCTION SUBTOTAL	7,147,415	5,230,400	7,099,800	-

EUREKA COUNTY, NEVADA
(Local Government)
SCHEDULE B - GENERAL FUND

FUNCTION PUBLIC SAFETY

EXPENDITURES BY FUNCTION AND ACTIVITY	(1)	(2)	(3) (4) BUDGET YEAR ENDING 6/30/26	
	ACTUAL PRIOR YEAR ENDING 6/30/2024	ESTIMATED CURRENT YEAR ENDING 6/30/2025	TENTATIVE APPROVED	FINAL APPROVED
PARTICIPANT RECREATION				
SWIMMING POOL (070)				
Salaries & Wages	204,788	200,000	240,000	-
Employee Benefits	54,869	55,000	60,000	-
Service & Supplies	24,910	20,500	39,000	-
Capital Outlay				
Dept Subtotal	284,567	275,500	339,000	-
NORTH END ACTIVITIES (071)				
Service & Supplies	10,462	8,000	20,000	-
Dept Subtotal	10,462	8,000	20,000	-
SENIOR CENTER (072)				
Salaries & Wages	443,175	423,000	533,000	-
Employee Benefits	201,875	212,500	264,000	-
Service & Supplies	155,739	166,000	216,300	-
Capital Outlay	-	150,000	5,000	-
Dept Subtotal	800,789	951,500	1,018,300	-
ACTIVITY SUBTOTAL	1,095,818	1,235,000	1,377,300	-
SPECTATOR RECREATION				
MUSEUM (073)				
Salaries & Wages	69,927	74,000	90,000	-
Employee Benefits	29,425	40,000	52,000	-
Service & Supplies	6,973	1,950	14,300	-
Capital Outlay				
Dept Subtotal	106,325	115,950	156,300	-
ACTIVITY SUBTOTAL	106,325	115,950	156,300	-
PARKS				
PUBLIC PARKS (074)				
Salaries & Wages	38,189	40,000	80,000	-
Employee Benefits	21,190	15,000	25,000	-
Service & Supplies	69,654	60,000	85,000	-
Capital Outlay	-	-	70,000	-
Dept Subtotal	129,033	115,000	260,000	-
ACTIVITY SUBTOTAL	129,033	115,000	260,000	-
LIBRARIES				
LIBRARY (076)				
Service & Supplies	128,248	122,000	143,000	-
Dept Subtotal	128,248	122,000	143,000	-
ACTIVITY SUBTOTAL	128,248	122,000	143,000	-
Function: Culture and Recreation				
Salaries & Wages	756,079	737,000	943,000	-
Employee Benefits	307,358	322,500	401,000	-
Services & Supplies	395,985	378,450	517,600	-
Capital Outlay	-	150,000	75,000	-
FUNCTION SUBTOTAL	1,459,423	1,587,950	1,936,600	-

EUREKA COUNTY, NEVADA
(Local Government)
SCHEDULE B - GENERAL FUND

FUNCTION CULTURE AND RECREATION

EXPENDITURES BY FUNCTION AND ACTIVITY	(1)	(2)	(3) BUDGET YEAR ENDING 6/30/26 (4)	
	ACTUAL PRIOR YEAR ENDING 6/30/2024	ESTIMATED CURRENT YEAR ENDING 6/30/2025	TENTATIVE APPROVED	FINAL APPROVED
OTHER				
NATURAL RESOURCES (088)				
Salaries & Wages	181,285	177,000	203,000	-
Employee Benefits	136,004	140,000	146,000	-
Service & Supplies	21,281	47,900	107,500	-
Capital Outlay				
Dept Subtotal	338,570	364,900	456,500	-
HOUSING PROJECT (089)				
Service & Supplies	-	1,000	15,000	-
Capital Outlay	-	-	-	-
Dept Subtotal	-	1,000	15,000	-
ACTIVITY SUBTOTAL	338,570	365,900	471,500	-
COUNTY PROMOTION				
COUNTY OPERA HOUSE (086)				
Salaries & Wages	67,777	68,000	74,000	-
Employee Benefits	27,479	30,000	30,000	-
Service & Supplies	41,429	36,250	63,200	-
Capital Outlay	-	-	-	-
Dept Subtotal	136,685	134,250	167,200	-
ACTIVITY SUBTOTAL	136,685	134,250	167,200	-
Function: Community Support				
Salaries & Wages	249,062	245,000	277,000	-
Employee Benefits	163,483	170,000	176,000	-
Services & Supplies	62,710	85,150	185,700	-
Capital Outlay	-	-	-	-
FUNCTION SUBTOTAL	475,256	500,150	638,700	-

EUREKA COUNTY, NEVADA
(Local Government)
SCHEDULE B - GENERAL FUND

FUNCTION COMMUNITY SUPPORT

PAGE	EXPENDITURES BY FUNCTION AND ACTIVITY FUNCTION SUMMARY	(1)	(2)	(3) (4) BUDGET YEAR ENDING 6/30/26	
		ACTUAL PRIOR YEAR ENDING 6/30/2024	ESTIMATED CURRENT YEAR ENDING 6/30/2025	TENTATIVE APPROVED	FINAL APPROVED
	General Government	5,597,304	6,614,325	13,484,850	-
	Judicial	1,676,459	1,727,200	2,710,110	-
	Public Safety	7,147,415	5,230,400	7,099,800	-
	Public Works	837,918	835,000	1,383,000	-
	Sanitation				
	Health	1,381,189	1,584,000	2,059,650	-
	Welfare				
	Culture and Recreation	1,459,423	1,587,950	1,936,600	-
	Community Support	475,256	500,150	638,700	-
	Debt Service				
	TOTAL EXPENDITURES - ALL FUNCTIONS	18,574,966	18,079,025	29,312,710	-
	OTHER USES:				
	CONTINGENCY (Not to exceed 3% of Total Expenditures all Functions)	-	-	200,000	-
	Transfers Out (Schedule T)				
	Regional Transportation	9,000,000	2,000,000	4,000,000	
	Retiree Health Insurance	250,000		500,000	
	Water Mitigation Fund	1,500,000			
	Crescent Valley Water	500,000		1,000,000	
	Eureka Town Water/Sewer	4,000,000	6,200,000	2,000,000	
	Road Department		2,000,000	1,000,000	
	TOTAL EXPENDITURES AND OTHER USES	33,824,966	28,279,025	38,012,710	-
	ENDING FUND BALANCE:	43,278,879	39,153,118	26,699,283	39,153,118
	TOTAL GENERAL FUND COMMITMENTS AND FUND BALANCE	77,103,846	67,432,143	64,711,993	39,153,118

EUREKA COUNTY, NEVADA
(Local Government)
SCHEDULE B - GENERAL FUND

SCHEDULE B SUMMARY - EXPENDITURES, OTHER USES AND FUND BALANCE
GENERAL FUND - ALL FUNCTIONS

	(1)	(2)	(3) (4) BUDGET YEAR ENDING 6/30/26	
	ACTUAL PRIOR YEAR ENDING 6/30/2024	ESTIMATED CURRENT YEAR ENDING 6/30/2025	TENTATIVE APPROVED	FINAL APPROVED
REVENUES				
MISCELLANEOUS				
Net ind(dec) in Fairvalue	37,119	1,000	1,000	-
Net realized gain (loss)	4,225	1,500	3,000	-
Interest Earned	55,967	30,000	40,000	-
Retiree Cobra Insurance Deduct	-	-	-	-
Subtotal	97,312	32,500	44,000	-
Subtotal Revenue	97,312	32,500	44,000	-
OTHER FINANCING SOURCES:				
Operating Transfers In (Schedule T)	250,000	-	500,000	-
BEGINNING FUND BALANCE	2,243,833	2,351,359	2,102,859	2,102,859
Prior Period Adjustment(s)				
Residual Equity Transfers				
TOTAL BEGINNING FUND BALANCE	2,243,833	2,351,359	2,102,859	2,102,859
TOTAL RESOURCES	2,591,144	2,383,859	2,646,859	2,102,859
EXPENDITURES				
GENERAL GOVERNMENT				
LEGISLATIVE				
Service & Supplies	239,785	281,000	317,000	-
Activity Subtotal	239,785	281,000	317,000	-
Subtotal Expenditure	239,785	281,000	317,000	-
OTHER USES				
CONTINGENCY (not to exceed 3% of total expenditures)				
Transfers Out (Schedule T)				
ENDING FUND BALANCE	2,351,359	2,102,859	2,329,859	2,102,859
TOTAL COMMITMENTS & FUND BALANCE	2,591,144	2,383,859	2,646,859	2,102,859

EUREKA COUNTY, NEVADA
(Local Government)

FUND _____ RETIREE HEALTH INSURANCE PREM FUND

	(1)	(2)	(3) (4) BUDGET YEAR ENDING 6/30/26	
	ACTUAL PRIOR YEAR ENDING 6/30/2024	ESTIMATED CURRENT YEAR ENDING 6/30/2025	TENTATIVE APPROVED	FINAL APPROVED
REVENUES				
TAXES				
Property Taxes	1,998	-	3,688	-
Net Proceed of Mines	4,252	-	4,235	-
Subtotal	6,250		7,923	-
MISCELLANEOUS				
Net inc(dec) in fairvalue	192,832	-	-	-
Interest Earned	273,776	180,000	180,000	-
Net Realized gain(loss)	20,403	16,000	10,000	-
Juvenile Detention Fees	18,658	-	-	-
Consolidated Tax	-	-	-	-
Subtotal	505,669	196,000	190,000	-
Subtotal Revenue	511,919	196,000	197,923	-
OTHER FINANCING SOURCES:				
Operating Transfers In (Schedule T)				
BEGINNING FUND BALANCE	11,473,616	11,979,586	12,168,586	12,168,586
Prior Period Adjustment(s)				
Residual Equity Transfers				
TOTAL BEGINNING FUND BALANCE	11,473,616	11,979,586	12,168,586	12,168,586
TOTAL RESOURCES	11,985,536	12,175,586	12,366,509	12,168,586
EXPENDITURES				
Services and Supplies	5,949	7,000	7,500	-
Subtotal Expenditure	5,949	7,000	7,500	-
OTHER USES				
CONTINGENCY (not to exceed 3% of total expenditures)				
Transfers Out (Schedule T)				
ENDING FUND BALANCE	11,979,586	12,168,586	12,359,009	12,168,586
TOTAL COMMITMENTS & FUND BALANCE	11,985,536	12,175,586	12,366,509	12,168,586

EUREKA COUNTY, NEVADA
(Local Government)

FUND _____ FUTURE RESERVE FUND

REVENUES	(1)	(2)	(3) BUDGET YEAR ENDING 6/30/26 (4)	
	ACTUAL PRIOR YEAR ENDING 6/30/2024	ESTIMATED CURRENT YEAR ENDING 6/30/2025	TENTATIVE APPROVED	FINAL APPROVED
TAXES				
Property Tax	368,515	615,222	698,107	-
Net Proceed of Mines	425,208	806,336	762,361	-
Subtotal	793,723	1,421,558	1,460,468	-
INTERGOVERNMENTAL REVENUE				
Lease of Federal Land	72,164	70,000	70,000	-
Motor Vehicle Fuel Tax				
Fuel Tax 1.25	242,253	242,256	242,256	-
Fuel Tax 1.75	29,275	34,062	30,595	-
Fuel Tax 2.35	455,436	455,436	455,436	-
Subtotal	799,128	801,754	798,287	-
MISCELLANEOUS				
Net inc(dec) in fairvalue	58,538	-	-	-
Grave Work	-	-	-	-
Interest Earned	25,743	60,000	30,000	-
Net realized gain(loss)	2,445	1,000	2,000	-
Other	232,660	500,000	500,000	-
Refunds	1,606	1,500	1,500	-
Subtotal	320,994	562,500	533,500	-
Subtotal Revenue	1,913,844	2,785,812	2,792,255	-
OTHER FINANCING SOURCES (specify)				
Transfers In (Schedule T)	-	2,000,000	1,000,000	-
Sale of Fixed Assets	-	-	-	-
BEGINNING FUND BALANCE	2,216,745	921,511	2,439,023	2,439,023
Prior Period Adjustments				
Residual Equity Transfers				
TOTAL BEGINNING FUND BALANCE	2,216,745	921,511	2,439,023	2,439,023
TOTAL AVAILABLE RESOURCES	4,130,588	5,707,323	6,231,278	2,439,023

EUREKA COUNTY, NEVADA
(Local Government)

FUND _____ ROAD FUND

	(1)	(2)	(3) (4) BUDGET YEAR ENDING 6/30/26	
	ACTUAL PRIOR YEAR ENDING 6/30/2024	ESTIMATED CURRENT YEAR ENDING 6/30/2025	TENTATIVE APPROVED	FINAL APPROVED
REVENUES				
TAXES				
Property Taxes	805,459	1,361,353	1,546,120	-
Net Proceed of Mines	935,457	1,791,858	1,694,136	-
Subtotal	1,740,916	3,153,211	3,240,256	-
OTHER TAXES				
1 Cent Co Option	16,856	19,636	17,634	-
4 Cent Co Option	67,258	78,142	70,174	-
Subtotal	84,113	97,778	87,808	-
MISCELLANEOUS				
Net inc(dec) in fairvalue	162,306	-	-	-
Interest Earned	293,815	160,000	160,000	-
Net realized gain(loss)	23,331	2,000	10,000	-
Subtotal	479,452	162,000	170,000	-
Subtotal Revenue	2,304,481	3,412,989	3,498,064	-
BEGINNING FUND BALANCE	6,437,729	8,903,874	9,543,863	9,543,863
OTHER FINANCING SOURCES:				
Operating Transfers In (Schedule T)	9,000,000	2,000,000	4,000,000	-
Residual Equity Transfers				
TOTAL BEGINNING FUND BALANCE	6,437,729	8,903,874	9,543,863	9,543,863
TOTAL RESOURCES	17,742,211	14,316,863	17,041,927	9,543,863
EXPENDITURES				
PUBLIC WORKS				
HIGHWAY AND STREETS				
RTC Dept				
Service & Supplies	7,135	23,000	186,500	-
Capital Outlay	8,831,203	4,750,000	6,800,000	-
Intergov - Grants Out	-	-	-	-
Dept Subtotal	8,838,337	4,773,000	6,986,500	-
Activity Subtotal	8,838,337	4,773,000	6,986,500	-
OTHER USES				
CONTINGENCY (not to exceed 3% of total expenditures)				
Transfers Out (Schedule T)				
ENDING FUND BALANCE	8,903,874	9,543,863	10,055,427	9,543,863
TOTAL COMMITMENTS & FUND BALANCE	17,742,211	14,316,863	17,041,927	9,543,863

EUREKA COUNTY, NEVADA
(Local Government)

FUND _____ REGIONAL TRANSPORTATION

	(1)	(2)	(3) (4) BUDGET YEAR ENDING 6/30/26	
	ACTUAL PRIOR YEAR ENDING 6/30/2024	ESTIMATED CURRENT YEAR ENDING 6/30/2025	TENTATIVE APPROVED	FINAL APPROVED
REVENUES				
TAXES				
Property Taxes	73,704	74,893	80,364	-
Net Proceeds of Mines	85,042	89,593	84,707	-
Subtotal	158,746	164,486	165,071	-
MISCELLANEOUS				
Net inc(dec) in fairvalue	19,330	7,000	5,000	-
Interest Earned	27,789	15,000	15,000	-
Net realized gain(loss)	2,049	750	1,500	-
Refunds/Other	-	-	-	-
Subtotal	49,168	22,750	21,500	-
Subtotal Revenue	207,914	187,236	186,571	-
OTHER FINANCING SOURCES:				
Operating Transfers In (Schedule T)				
BEGINNING FUND BALANCE	1,154,796	1,239,449	1,266,185	1,266,185
Prior Period Adjustment(s)				
Residual Equity Transfers				
TOTAL BEGINNING FUND BALANCE	1,154,796	1,239,449	1,266,185	1,266,185
TOTAL RESOURCES	1,362,710	1,426,685	1,452,756	1,266,185
EXPENDITURES				
GENERAL GOVERNMENT				
EXECUTIVE				
AGRICULTURAL EXTENSION				
Service & Supplies	84,566	160,500	1,015,550	-
Capital Outlay	38,695	-	-	-
Dept Subtotal	123,261	160,500	1,015,550	-
Subtotal Expenditures	123,261	160,500	1,015,550	-
OTHER USES				
CONTINGENCY (not to exceed 3% of total expenditures)				
Transfers Out (Schedule T)				
ENDING FUND BALANCE	1,239,449	1,266,185	437,206	1,266,185
TOTAL COMMITMENTS & FUND BALANCE	1,362,710	1,426,685	1,452,756	1,266,185

EUREKA COUNTY, NEVADA
(Local Government)

FUND _____ AGRICULTURAL EXTENSION

	(1)	(2)	(3) BUDGET YEAR ENDING 6/30/26 (4)	
	ACTUAL PRIOR YEAR ENDING 6/30/2024	ESTIMATED CURRENT YEAR ENDING 6/30/2025	TENTATIVE APPROVED	FINAL APPROVED
REVENUES				
TAXES				
Property Taxes	34,718	36,979	39,692	-
Net Proceed of Mines	42,521	44,796	42,354	-
Subtotal	77,239	81,775	82,046	-
CHARGES FOR SERVICES				
Fair Fees	20,801	21,500	22,500	-
Subtotal	20,801	21,500	22,500	-
MISCELLANEOUS				
Net inc(dec) in fairvalue	4,883	4,000	4,000	-
Interest Earned	6,388	3,500	6,000	-
Net Realized gain(loss)	471	300	300	-
Refunds	-	-	-	-
Subtotal	11,741	7,800	10,300	-
Subtotal Revenue	109,781	111,075	114,846	-
OTHER FINANCING SOURCES:				
Operating Transfers In (Schedule T)				
BEGINNING FUND BALANCE	292,320	312,887	319,663	319,663
Prior Period Adjustment(s)				
Residual Equity Transfers				
TOTAL BEGINNING FUND BALANCE	292,320	312,887	319,663	319,663
TOTAL RESOURCES	402,101	423,963	434,509	319,663
EXPENDITURES				
GENERAL GOVERNMENT				
EXECUTIVE				
FAIR BOARD				
Salaries & Wages	-	-	-	-
Employee Benefits	-	-	-	-
Service & Supplies	89,214	104,300	124,200	-
Capital Outlay	-	-	-	-
Dept Subtotal	89,214	104,300	124,200	-
Activity Subtotal	89,214	104,300	124,200	-
Subtotal Expenditures	89,214	104,300	124,200	-
OTHER USES				
CONTINGENCY (not to exceed 3% of total expenditures)				
Transfers Out (Schedule T)				
ENDING FUND BALANCE	312,887	319,663	310,309	319,663
TOTAL COMMITMENTS & FUND BALANCE	402,101	423,963	434,509	319,663

EUREKA COUNTY, NEVADA
(Local Government)

FUND _____ EUREKA CO AG DISTRICT #15

	(1)	(2)	(3) (4) BUDGET YEAR ENDING 6/30/26	
	ACTUAL PRIOR YEAR ENDING 6/30/2024	ESTIMATED CURRENT YEAR ENDING 6/30/2025	TENTATIVE APPROVED	FINAL APPROVED
REVENUES				
TAXES				
Property Taxes	69,445	73,970	226,989	-
Net Proceed of mines	85,042	89,593	254,121	-
Subtotal	154,487	163,563	481,110	-
MISCELLANEOUS				
Net inc(dec) in fairvalue	67,039	-	-	-
Interest Earned	92,285	50,000	50,000	-
Net realized gain(loss)	6,957	5,000	4,000	-
Subtotal	166,281	55,000	54,000	-
Subtotal Revenue	320,768	218,563	535,110	-
OTHER FINANCING SOURCES:				
Operating Transfers In (Schedule T)				
BEGINNING FUND BALANCE	3,918,706	4,076,119	4,090,682	4,090,682
Prior Period Adjustment(s)				
Residual Equity Transfers				
TOTAL BEGINNING FUND BALANCE	3,918,706	4,076,119	4,090,682	4,090,682
TOTAL RESOURCES	4,239,474	4,294,682	4,625,792	4,090,682
EXPENDITURES				
GENERAL GOVERNMENT				
OTHER				
BUILDING RESERVE DEPT				
Service & Supplies	2,009	4,000	52,500	-
Capital Outlay	161,346	200,000	860,000	-
Dept Subtotal	163,355	204,000	912,500	-
Activity Subtotal	163,355	204,000	912,500	-
Subtotal Expenditures	163,355	204,000	912,500	-
OTHER USES				
CONTINGENCY (not to exceed 3% of total expenditures)				
Transfers Out (Schedule T)				
ENDING FUND BALANCE	4,076,119	4,090,682	3,713,292	4,090,682
TOTAL COMMITMENTS & FUND BALANCE	4,239,474	4,294,682	4,625,792	4,090,682

EUREKA COUNTY, NEVADA
(Local Government)

FUND _____ BUILDING OPERATION & MAINT FUND

REVENUES	(1)	(2)	(3) (4) BUDGET YEAR ENDING 6/30/26	
	ACTUAL PRIOR YEAR ENDING 6/30/2024	ESTIMATED CURRENT YEAR ENDING 6/30/2025	TENTATIVE APPROVED	FINAL APPROVED
TAXES				
Property Taxes	368,521	374,463	401,818	-
Net Proceeds of Mines	425,208	447,964	445,825	-
Subtotal	793,728	822,427	847,643	-
INTERGOVERNMENTAL REVENUE				
Federal/State Grant	334,632	10,000	10,000	-
Marijuana Distribution	88,235	88,000	88,000	-
Subtotal	422,867	98,000	98,000	-
OTHER				
Net inc(dec) in fairvalue	89,568	-	5,000	-
Interest Earned	138,675	100,000	120,000	-
Net realized gain (loss)	10,202	1,000	5,000	-
Subtotal	238,446	101,000	130,000	-
Subtotal Revenue	1,455,040	1,021,427	1,075,643	-
BEGINNING FUND BALANCE	5,250,849	6,054,611	6,499,538	6,499,538
Prior Period Adjustment(s)				
Residual Equity Transfers				
TOTAL BEGINNING FUND BALANCE	5,250,849	6,054,611	6,499,538	6,499,538
TOTAL RESOURCES	6,705,889	7,076,038	7,575,181	6,499,538
EXPENDITURES				
INTERGOVERNMENTAL EXP				
OTHER				
354.59815 Eureka/CV Town				
Services & Supplies	19,046	19,500	26,500	-
Capital Outlay	632,232	557,000	963,000	-
Dept Subtotal				-
Activity Subtotal	651,278	576,500	989,500	-
Subtotal Expenditures	651,278	576,500	989,500	-
OTHER USES				
Other Finance Sources				
Sale of Fixed Assets	0	0	0	0
CONTINGENCY (not to exceed 3% of total expenditures)				
Transfers Out (Schedule T)				
ENDING FUND BALANCE	6,054,611	6,499,538	6,585,681	6,499,538
TOTAL COMMITMENTS & FUND BALANCE	6,705,889	7,076,038	7,575,181	6,499,538

EUREKA COUNTY, NEVADA
(Local Government)

FUND _____ CAPITAL IMPROVEMENT

REVENUES	(1)	(2)	(3) BUDGET YEAR ENDING 6/30/26 (4)	
	ACTUAL PRIOR YEAR ENDING 6/30/2024	ESTIMATED CURRENT YEAR ENDING 6/30/2025	TENTATIVE APPROVED	FINAL APPROVED
OTHER TAXES				
Recreation Room Tax Collect	123,077	120,000	120,000	-
Subtotal	123,077	120,000	120,000	-
MISCELLANEOUS				
Net inc(dec) in fairvalue	10,036	500	-	-
Interest	13,377	7,000	7,000	-
Refunds	-	1,000	-	-
Net realized gain (loss)	1,019	300	300	-
Subtotal	24,432	8,800	7,300	-
Subtotal Revenue	147,509	128,800	127,300	-
OTHER FINANCING SOURCES:				
Operating Transfers In (Schedule T)				
BEGINNING FUND BALANCE	574,524	578,740	641,140	641,140
Prior Period Adjustment(s)				
Residual Equity Transfers				
TOTAL BEGINNING FUND BALANCE	574,524	578,740	641,140	641,140
TOTAL RESOURCES	722,033	707,540	768,440	641,140
EXPENDITURES				
CULTURE & RECREATION				
PARTICIPANT RECREATION				
RECREATION DEPT				
Service & Supplies	139,693	65,400	130,300	-
Capital Outlay	3,600	1,000	20,000	-
Dept Subtotal	143,293	66,400	150,300	-
Activity Subtotal	143,293	66,400	150,300	-
Subtotal Expenditures	143,292	66,400	150,300	-
OTHER USES				
CONTINGENCY (not to exceed 3% of total expenditures)				
Transfers Out (Schedule T)				
ENDING FUND BALANCE	578,740	641,140	618,140	641,140
TOTAL COMMITMENTS & FUND BALANCE	722,033	707,540	768,440	641,140

EUREKA COUNTY, NEVADA
(Local Government)

FUND _____ RECREATION

REVENUES	(1)	(2)	(3) BUDGET YEAR ENDING 6/30/26 (4)	
	ACTUAL PRIOR YEAR ENDING 6/30/2024	ESTIMATED CURRENT YEAR ENDING 6/30/2025	TENTATIVE APPROVED	FINAL APPROVED
OTHER TAXES				
Tounism Room Tax Collect	10,989	11,000	11,000	-
Subtotal	10,989	11,000	11,000	-
MISCELLANEOUS				
Net inc(dec) in fairvalue	507	(1,000)	-	-
Interest Earned	769	300	500	-
Net realized gain(loss)	58	20	20	-
Subtotal	1,334	(680)	520	-
Subtotal Revenue	12,323	10,320	11,520	-
OTHER FINANCING SOURCES:				
Operating Transfers In (Schedule T)				
BEGINNING FUND BALANCE	33,577	35,884	36,154	36,154
Prior Period Adjustment(s)				
Residual Equity Transfers				
TOTAL BEGINNING FUND BALANCE	33,577	35,884	36,154	36,154
TOTAL RESOURCES	45,901	46,204	47,674	36,154
EXPENDITURES				
COMMUNITY SUPPORT				
COUNTY PROMOTION				
TOURISM PROMOTION				
Services & Supplies	10,016	10,050	10,050	-
Dept Subtotal	10,016	10,050	10,050	-
Subtotal Expenditures	10,016	10,050	10,050	-
OTHER USES				
CONTINGENCY (not to exceed 3% of total expenditures)				
Transfers Out (Schedule T)				
ENDING FUND BALANCE	35,884	36,154	37,624	36,154
TOTAL COMMITMENTS & FUND BALANCE	45,901	46,204	47,674	36,154

EUREKA COUNTY, NEVADA
(Local Government)

FUND _____ TOURISM

	(1)	(2)	(3) (4) BUDGET YEAR ENDING 6/30/26	
	ACTUAL PRIOR YEAR ENDING 6/30/2024	ESTIMATED CURRENT YEAR ENDING 6/30/2025	TENTATIVE APPROVED	FINAL APPROVED
REVENUES				
TAXES				
Property Taxes	75,561	74,894	154,165	-
Net Proceeds of Mines	85,042	89,593	169,414	-
Subtotal	160,603	164,487	323,579	-
MISCELLANEOUS				
Net inc(dec) in fairvalue	7,756	8,000	-	-
Interest Earned	87,241	44,000	50,000	-
Net realized gain(loss)	6,194	2,500	2,500	-
Water Mitigation Grant	49,140	1,000,000	1,000,000	-
Subtotal	150,330	1,054,500	1,052,500	-
Subtotal Revenue	310,934	1,218,987	1,376,079	-
OTHER FINANCING SOURCES:				
Operating Transfers In (Schedule T)	1,500,000	-	-	-
BEGINNING FUND BALANCE	2,046,223	3,641,073	3,384,560	3,384,560
Prior Period Adjustment(s)				
Residual Equity Transfers				
TOTAL BEGINNING FUND BALANCE	2,046,223	3,641,073	3,384,560	3,384,560
TOTAL RESOURCES	3,857,157	4,860,060	4,760,639	3,384,560
EXPENDITURES				
GENERAL GOVERNMENT				
OTHER				
Services & supplies	121,044	200,500	301,000	-
Capital Outlay	95,040	1,275,000	2,260,000	-
Activity Subtotal	216,084	1,475,500	2,561,000	-
Subtotal Expenditures	216,084	1,475,500	2,561,000	-
OTHER USES				
CONTINGENCY (not to exceed 3% of total expenditures)				
Transfers Out (Schedule T)				
ENDING FUND BALANCE	3,641,073	3,384,560	2,199,639	3,384,560
TOTAL COMMITMENTS & FUND BALANCE	3,857,157	4,860,060	4,760,639	3,384,560

EUREKA COUNTY, NEVADA
(Local Government)

FUND _____ WATER MITIGATION FUND

	(1)	(2)	(3) BUDGET YEAR ENDING 6/30/26 (4)	
	ACTUAL PRIOR YEAR ENDING 6/30/2024	ESTIMATED CURRENT YEAR ENDING 6/30/2025	TENTATIVE APPROVED	FINAL APPROVED
REVENUES				
TAXES				
Property Tax	36,854	37,447	40,182	-
Net Proceeds of Mines	42,521	44,796	42,354	-
Subtotal	79,375	82,243	82,536	-
MISCELLANEOUS				
Net inc(dec) in fairvalue	24,204	15,000	-	-
Interest Earned	35,969	18,000	20,000	-
Net realized gain(loss)	2,658	2,000	2,000	-
Subtotal	62,831	35,000	22,000	-
Subtotal Revenue	142,206	117,243	104,536	-
OTHER FINANCING SOURCES:				
Operating Transfers In (Schedule T)				
BEGINNING FUND BALANCE	1,487,662	1,581,128	1,622,671	1,622,671
Prior Period Adjustment(s)				
Residual Equity Transfers				
TOTAL BEGINNING FUND BALANCE	1,487,662	1,581,128	1,622,671	1,622,671
TOTAL RESOURCES	1,629,868	1,698,371	1,727,207	1,622,671
EXPENDITURES				
GENERAL GOVERNMENT				
OTHER				
Services & supplies	48,740	75,700	250,800	-
Capital Outlay				
Activity Subtotal	48,740	75,700	250,800	-
Subtotal	48,740	75,700	250,800	-
OTHER USES				
CONTINGENCY (not to exceed 3% of total expenditures)				
Transfers Out (Schedule T)				
ENDING FUND BALANCE	1,581,128	1,622,671	1,476,407	1,622,671
TOTAL COMMITMENTS & FUND BALANCE	1,629,868	1,698,371	1,727,207	1,622,671

EUREKA COUNTY, NEVADA
(Local Government)

FUND _____ NATURAL RESOURCE MULTI USE FUND

REVENUES	(1)	(2)	(3) (4) BUDGET YEAR ENDING 6/30/26	
	ACTUAL PRIOR YEAR ENDING 6/30/2024	ESTIMATED CURRENT YEAR ENDING 6/30/2025	TENTATIVE APPROVED	FINAL APPROVED
INTERGOVERNMENTAL REV				
Dept Wildlife Revenue	1,295	1,000	1,200	-
Intergovernmental Revenue	-	-	-	-
Subtotal	1,295	1,000	1,200	-
MISCELLANEOUS				
Net inc(dec) in fairvalue	76	-	-	-
Interest Earned	99	50	50	-
Net realized gain(loss)	8	-	-	-
Subtotal	183	50	50	-
Subtotal Revenue	1,478	1,050	1,250	-
OTHER FINANCING SOURCES:				
Operating Transfers In (Schedule T)				
BEGINNING FUND BALANCE	3,857	3,354	2,804	2,804
Prior Period Adjustment(s)				
Residual Equity Transfers				
TOTAL BEGINNING FUND BALANCE	3,857	3,354	2,804	2,804
TOTAL RESOURCES	5,335	4,404	4,054	2,804
EXPENDITURES				
GENERAL GOVERNMENT				
LEGISLATIVE				
Salaries & Wages	874	850	1,000	-
Employee Benefits	861	500	500	-
Services & Supplies	246	250	1,600	-
Capital Outlay				
Activity Subtotal	1,981	1,600	3,100	-
Subtotal Expenditures	1,981	1,600	3,100	-
OTHER USES				
CONTINGENCY (not to exceed 3% of total expenditures)				
Transfers Out (Schedule T)				
ENDING FUND BALANCE	3,354	2,804	954	2,804
TOTAL COMMITMENTS & FUND BALANCE	5,335	4,404	4,054	2,804

EUREKA COUNTY, NEVADA
(Local Government)

FUND _____ EUREKA COUNTY GAME BOARD

	(1)	(2)	(3) (4) BUDGET YEAR ENDING 6/30/26	
	ACTUAL PRIOR YEAR ENDING 6/30/2024	ESTIMATED CURRENT YEAR ENDING 6/30/2025	TENTATIVE APPROVED	FINAL APPROVED
REVENUES				
TAXES (Fund 170)				
Property Taxes	109,799	112,340	120,545	-
Net Proceeds of Mines	127,562	-	-	-
Subtotal	237,362	112,340	120,545	-
MISCELLANEOUS				
Interest Earned	-	-	-	-
Net realized gain(loss)	-	-	-	-
Subtotal	-	-	-	-
Subtotal Revenue	237,362	112,340	120,545	-
OTHER FINANCING SOURCES:				
Operating Transfers In (Schedule T)				
BEGINNING FUND BALANCE	7,279	20,253	17,593	17,593
Prior Period Adjustment(s)				
Residual Equity Transfers				
TOTAL BEGINNING FUND BALANCE	7,279	20,253	17,593	17,593
TOTAL RESOURCES	244,641	132,593	138,138	17,593
EXPENDITURES				
GENERAL GOVERNMENT				
OTHER				
ACCIDENT INDIGENT DEPT				
Services & Supplies	224,388	115,000	120,000	-
Capital Outlay				
Dept Subtotal	224,388	115,000	120,000	-
Subtotal Expenditures	224,388	115,000	120,000	-
OTHER USES				
CONTINGENCY (not to exceed 3% of total expenditures)				
Transfers Out (Schedule T)				
ENDING FUND BALANCE	20,253	17,593	18,138	17,593
TOTAL COMMITMENTS & FUND BALANCE	244,641	132,593	138,138	17,593

EUREKA COUNTY, NEVADA
(Local Government)

FUND _____ STATE ACCIDENT INDIGENT

REVENUES	(1)	(2)	(3) (4) BUDGET YEAR ENDING 6/30/26	
	ACTUAL PRIOR YEAR ENDING 6/30/2024	ESTIMATED CURRENT YEAR ENDING 6/30/2025	TENTATIVE APPROVED	FINAL APPROVED
TAXES				
Property Taxes	24,321	24,713	26,521	-
Net Proceeds of Mines	28,064	29,566	29,424	-
Subtotal	52,384	54,279	55,945	-
INTERGOVERNMENTAL REVENUE				
Misc State Grants	3,556	2,000	2,000	-
Subtotal	3,556	2,000	2,000	-
CHARGES FOR SERVICES				
Legal Aide-Indigent	379	200	200	-
Legal Aide-Elderly	211	100	100	-
Legal Aide-Protected Persons	7,960	10,000	7,000	-
Subtotal	8,550	10,300	7,300	-
MISCELLANEOUS				
Net inc(dec) in fairvalue	6,571	-	-	-
Interest Earned	9,383	5,000	5,000	-
Net realized gain(loss)	687	100	100	-
Other	-	-	-	-
Subtotal	16,641	5,100	5,100	-
Subtotal Revenue	81,132	71,679	70,345	-
BEGINNING FUND BALANCE	380,221	437,246	471,575	471,575
Prior Period Adjustment(s)				
Residual Equity Transfers				
TOTAL BEGINNING FUND BALANCE	380,221	437,246	471,575	471,575
TOTAL RESOURCES	461,353	508,925	541,920	471,575
EXPENDITURES				
GENERAL GOVERNMENT				
OTHER				
INDIGENT DEPT				
Services & Supplies	24,107	37,350	110,250	-
Capital Outlay				
Activity Subtotal	24,107	37,350	110,250	-
Subtotal Expenditures	24,107	37,350	110,250	-
OTHER USES				
CONTINGENCY (not to exceed 3% of total expenditures)				
Transfers Out (Schedule T)				
ENDING FUND BALANCE	437,246	471,575	431,670	471,575
TOTAL COMMITMENTS & FUND BALANCE	461,353	508,925	541,920	471,575

EUREKA COUNTY, NEVADA
(Local Government)

FUND _____ COUNTY INDIGENT

REVENUES	(1)	(2)	(3) BUDGET YEAR ENDING 6/30/26 (4)	
	ACTUAL PRIOR YEAR ENDING 6/30/2024	ESTIMATED CURRENT YEAR ENDING 6/30/2025	TENTATIVE APPROVED	FINAL APPROVED
TAXES				
Property Tax	73,703	74,893	80,364	-
Net Proceeds of Mines	85,042	89,593	89,165	-
Subtotal	158,745	164,486	169,529	-
MISCELLANEOUS				
Net inc(dec) in fairvalue	16,459	1,000	1,000	-
Interest Earned	11,777	10,000	10,000	-
Net realized gain(loss)	974	500	500	-
Other	3,005	-	-	-
Public Guardian Fees	-	-	-	-
Refunds	-	-	-	-
Subtotal	32,215	11,500	11,500	-
Subtotal Revenue	190,960	175,986	181,029	-
OTHER FINANCING SOURCES:				
Operating Transfers In (Schedule T)				
BEGINNING FUND BALANCE	709,773	508,016	506,702	506,702
Prior Period Adjustment(s)				
Residual Equity Transfers				
TOTAL BEGINNING FUND BALANCE	709,773	508,016	506,702	506,702
TOTAL RESOURCES	900,732	684,002	687,731	506,702
EXPENDITURES				
GENERAL GOVERNMENT				
HOSPITAL INDIGENT				
Services & Supplies	299,882	177,300	226,500	-
Activity Subtotal	299,882	177,300	226,500	-
WELFARE				
PUBLIC HEALTH ADMINISTRATOR				
Salaries & Wages	60,534	-	-	-
Employee Benefits	27,910	-	-	-
Service & Supplies	4,391	-	-	-
Capital Outlay				
Activity Subtotal	92,834	-	-	-
Subtotal Expenditures	392,717	177,300	226,500	-
OTHER USES				
CONTINGENCY (not to exceed 3% of total expenditures)				
Transfers Out (Schedule T)				
ENDING FUND BALANCE	508,016	506,702	461,231	506,702
TOTAL COMMITMENTS & FUND BALANCE	900,732	684,002	687,731	506,702

EUREKA COUNTY, NEVADA
(Local Government)

FUND _____ COUNTY HOSPITAL INDIGENT

	(1)	(2)	(3) (4) BUDGET YEAR ENDING 6/30/26	
	ACTUAL PRIOR YEAR ENDING 6/30/2024	ESTIMATED CURRENT YEAR ENDING 6/30/2025	TENTATIVE APPROVED	FINAL APPROVED
REVENUES				
TAXES				
Property Taxes	510,444	519,688	557,755	-
Net Proceeds of Mines	595,291	627,150	592,948	-
Subtotal	1,105,735	1,146,838	1,150,703	-
CHARGES FOR SERVICES				
Landfill Fees	47,635	50,000	50,000	-
Subtotal	47,635	50,000	50,000	-
MISCELLANEOUS				
Net inc(dec) in fairvalue	24,615	-	-	-
Recycling Payment	28,901	-	-	-
Interest Earned	56,488	30,000	40,000	-
Net realized gain(loss)	3,862	1,000	1,000	-
Refunds	-	-	-	-
Consolidated Tax	-	-	-	-
JC Civil Fines (NRS 444.635)	-	-	500	-
Subtotal	113,866	31,000	41,500	-
Subtotal Revenue	1,267,236	1,227,838	1,242,203	-
OTHER FINANCING SOURCES:				
Operating Transfers In (Schedule T)	-	-	-	-
BEGINNING FUND BALANCE	2,094,736	2,831,765	3,722,453	3,722,453
Prior Period Adjustment(s)				
TOTAL BEGINNING FUND BALANCE	2,094,736	2,831,765	3,722,453	3,722,453
TOTAL RESOURCES	3,361,972	4,059,603	4,964,656	3,722,453
EXPENDITURES				
SANITATION				
WASTE COLLECTION/DISPOSAL				
LANDFILL PROJECT				
Salaries & Wages	138,771	142,000	183,000	-
Employee Benefits	58,342	60,500	69,500	-
Services & Supplies	333,094	134,650	251,300	-
Capital Outlay	-	-	-	-
Activity Subtotal	530,207	337,150	503,800	-
Subtotal Expenditures	530,207	337,150	503,800	-
OTHER USES				
CONTINGENCY (not to exceed 3% of total expenditures)				
Transfers Out (Schedule T)				
ENDING FUND BALANCE	2,831,765	3,722,453	4,460,856	3,722,453
TOTAL COMMITMENTS & FUND BALANCE	3,361,972	4,059,603	4,964,656	3,722,453

EUREKA COUNTY, NEVADA
(Local Government)

FUND _____ LANDFILL FUND

	(1)	(2)	(3) (4) BUDGET YEAR ENDING 6/30/26	
	ACTUAL PRIOR YEAR ENDING 6/30/2024	ESTIMATED CURRENT YEAR ENDING 6/30/2025	TENTATIVE APPROVED	FINAL APPROVED
REVENUES				
TAXES				
Property Taxes (Assessor Commission)	294,562	371,685	350,000	-
Subtotal	294,562	371,685	350,000	-
MISCELLANEOUS				
Net inc(dec) in fairvalue	30,712	-	-	-
Interest Earned	48,087	30,000	30,000	-
Net realized gain(loss)	3,484	-	-	-
Subtotal	82,283	30,000	30,000	-
Subtotal Revenue	376,845	401,685	380,000	-
OTHER FINANCING SOURCES:				
Operating Transfers In (Schedule T)				
BEGINNING FUND BALANCE	1,910,824	2,219,331	2,310,016	2,310,016
Prior Period Adjustment(s)				
Residual Equity Transfers				
TOTAL BEGINNING FUND BALANCE	1,910,824	2,219,331	2,310,016	2,310,016
TOTAL RESOURCES	2,287,669	2,621,016	2,690,016	2,310,016
EXPENDITURES				
GENERAL GOVERNMENT				
EXECUTIVE				
Salaries & Wages	13,467	15,000	20,000	-
Employee Benefits	12,830	10,000	10,000	-
Services & Supplies	36,125	276,000	401,000	-
Capital Outlay	5,917	10,000	150,000	-
Activity Subtotal	68,338	311,000	581,000	-
Subtotal Expenditures	68,338	311,000	581,000	-
OTHER USES				
CONTINGENCY (not to exceed 3% of total expenditures)				
Transfers Out (Schedule T)				
ENDING FUND BALANCE	2,219,331	2,310,016	2,109,016	2,310,016
TOTAL COMMITMENTS & FUND BALANCE	2,287,669	2,621,016	2,690,016	2,310,016

EUREKA COUNTY, NEVADA
(Local Government)

FUND _____ ASSESSOR TECHNOLOGY FUND

	(1)	(2)	(3) BUDGET YEAR ENDING 6/30/26	
	ACTUAL PRIOR YEAR ENDING 6/30/2024	ESTIMATED CURRENT YEAR ENDING 6/30/2025	TENTATIVE APPROVED	FINAL APPROVED
REVENUES				
CHARGES FOR SERVICES				
Recorder Fees	7,960	8,000	8,000	-
Subtotal	7,960	8,000	8,000	-
MISCELLANEOUS				
Net inc(dec) in fairvalue	1,612	-	-	-
Interest Earned	2,492	1,500	1,000	-
Net Realized gain(loss)	183	-	100	-
Subtotal	4,287	1,500	1,100	-
Subtotal Revenue	12,247	9,500	9,100	-
OTHER FINANCING SOURCES:				
Operating Transfers In (Schedule T)				
BEGINNING FUND BALANCE	101,581	111,243	118,643	118,643
Prior Period Adjustment(s)				
Residual Equity Transfers				
TOTAL BEGINNING FUND BALANCE	101,581	111,243	118,643	118,643
TOTAL RESOURCES	113,828	120,743	127,743	118,643
EXPENDITURES				
GENERAL GOVERNMENT				
EXECUTIVE				
Services & Supplies	2,586	2,100	20,100	-
Capital Outlay	-	-	10,000	-
Activity Subtotal	2,586	2,100	30,100	-
Subtotal Expenditures	2,586	2,100	30,100	-
OTHER USES				
CONTINGENCY (not to exceed 3% of total expenditures)				
Transfers Out (Schedule T)				
ENDING FUND BALANCE	111,243	118,643	97,643	118,643
TOTAL COMMITMENTS & FUND BALANCE	113,828	120,743	127,743	118,643

EUREKA COUNTY, NEVADA
(Local Government)

FUND _____ RECORDER TECHNOLOGY FUND

REVENUES	(1)	(2)	(3) BUDGET YEAR ENDING 6/30/26		(4)
	ACTUAL PRIOR YEAR ENDING 6/30/2024	ESTIMATED CURRENT YEAR ENDING 6/30/2025	TENTATIVE APPROVED		FINAL APPROVED
INTERGOVERNMENTAL REVENUE					
District Court Civil Act Fees	3,025	3,000	3,000		-
Subtotal	3,025	3,000	3,000		-
MISCELLANEOUS					
Net inc(dec) in fairvalue	97	-	-		-
Interest Earned	61	50	50		-
Net realized gain(loss)	-	-	-		-
Subtotal	158	50	50		-
Subtotal Revenue	3,183	3,050	3,050		-
OTHER FINANCING SOURCES:					
Operating Transfers In (Schedule T)					
BEGINNING FUND BALANCE	8,818	11,996	14,996		14,996
Prior Period Adjustment(s)					
Residual Equity Transfers					
TOTAL BEGINNING FUND BALANCE	8,818	11,996	14,996		14,996
TOTAL RESOURCES	12,001	15,046	18,046		14,996
EXPENDITURES					
JUDICIAL					
PROTECTIVE SERVICES					
DISTRICT COURT IMP EXPENDITURES					
Service & Supplies	5	50	5,050		-
Capital Outlay	-	-	-		-
Activity Subtotal	5	50	5,050		-
Subtotal Expenditures	5	50	5,050		-
OTHER USES					
CONTINGENCY (not to exceed 3% of total expenditures)					
Transfers Out (Schedule T)					
ENDING FUND BALANCE	11,996	14,996	12,996		14,996
TOTAL COMMITMENTS & FUND BALANCE	12,001	15,046	18,046		14,996

EUREKA COUNTY, NEVADA
(Local Government)

FUND _____ DISTRICT COURT IMP FUND

REVENUES	(1)	(2)	(3) BUDGET YEAR ENDING (4) 6/30/26	
	ACTUAL PRIOR YEAR ENDING 6/30/2024	ESTIMATED CURRENT YEAR ENDING 6/30/2025	TENTATIVE APPROVED	FINAL APPROVED
INTERGOVERNMENTAL REVENUE				
Justice Court AA Fees	3,997	4,000	4,000	-
Subtotal	3,997	4,000	4,000	-
MISCELLANEOUS				
Net inc(dec) in fairvalue	955	-	-	-
Interest Earned	1,518	1,000	1,000	-
Net realized gain(loss)	111	-	-	-
Refunds	-	-	-	-
Subtotal	2,584	1,000	1,000	-
Subtotal Revenue	6,581	5,000	5,000	-
OTHER FINANCING SOURCES:				
Operating Transfers In (Schedule T)				
BEGINNING FUND BALANCE	60,949	67,365	69,764	69,764
Prior Period Adjustment(s)				
Residual Equity Transfers				
TOTAL BEGINNING FUND BALANCE	60,949	67,365	69,764	69,764
TOTAL RESOURCES	67,530	72,364	74,764	69,764
EXPENDITURES				
JUDICIAL				
PROTECTIVE SERVICES				
JUSTICE COURT AA EXPENDITURES				
Service & Supplies	165	600	9,100	-
Capital Outlay	-	2,000	10,000	-
Activity Subtotal	165	2,600	19,100	-
Subtotal Expenditures	165	2,600	19,100	-
OTHER USES				
CONTINGENCY (not to exceed 3% of total expenditures)				
Transfers Out (Schedule T)				
ENDING FUND BALANCE	67,365	69,764	55,664	69,764
TOTAL COMMITMENTS & FUND BALANCE	67,530	72,364	74,764	69,764

EUREKA COUNTY, NEVADA
(Local Government)

FUND _____ JUSTICE COURT AA FUND

REVENUES	(1)	(2)	(3) BUDGET YEAR ENDING 6/30/26 (4)	
	ACTUAL PRIOR YEAR ENDING 6/30/2024	ESTIMATED CURRENT YEAR ENDING 6/30/2025	TENTATIVE APPROVED	FINAL APPROVED
INTERGOVERNMENTAL REVENUE				
Juvenile Court AA Fees	1,142	1,000	1,000	-
Subtotal	1,142	1,000	1,000	-
MISCELLANEOUS				
Net inc(dec) fairvalue	791	-	-	-
Interest Earned	1,141	500	500	-
Net realized gain(loss)	85	25	-	-
Subtotal	2,017	525	500	-
Subtotal Revenue	3,159	1,525	1,500	-
OTHER FINANCING SOURCES:				
Operating Transfers In (Schedule T)				
BEGINNING FUND BALANCE	47,182	49,578	47,502	47,502
Prior Period Adjustment(s)				
Residual Equity Transfers				
TOTAL BEGINNING FUND BALANCE	47,182	49,578	47,502	47,502
TOTAL RESOURCES	50,340	51,102	49,002	47,502
EXPENDITURES				
JUDICIAL				
CORRECTIONS				
JUV AA EXPENDITURES				
Service & Supplies	763	2,100	15,100	-
Capital Outlay	-	1,500	4,000	-
Activity Subtotal	763	3,600	19,100	-
Subtotal Expenditures	763	3,600	19,100	-
OTHER USES				
CONTINGENCY (not to exceed 3% of total expenditures)				
Transfers Out (Schedule T)				
ENDING FUND BALANCE	49,578	47,502	29,902	47,502
TOTAL COMMITMENTS & FUND BALANCE	50,340	51,102	49,002	47,502

EUREKA COUNTY, NEVADA
(Local Government)

FUND _____ JUVENILE COURT AA FUND

REVENUES	(1)	(2)	(3) BUDGET YEAR ENDING 6/30/26 (4)	
	ACTUAL PRIOR YEAR ENDING 6/30/2024	ESTIMATED CURRENT YEAR ENDING 6/30/2025	TENTATIVE APPROVED	FINAL APPROVED
INTERGOVERNMENTAL REVENUE				
Facility Assessment	5,630	5,000	5,000	-
Subtotal	5,630	5,000	5,000	-
MISCELLANEOUS				
Net inc(dec) in fairvalue	2,835	-	-	-
Interest Earned	4,256	2,000	2,000	-
Net realized gain(loss)	315	100	200	-
Subtotal	7,406	2,100	2,200	-
Subtotal Revenue	13,036	7,100	7,200	-
OTHER FINANCING SOURCES:				
Operating Transfers In (Schedule T)				
BEGINNING FUND BALANCE	174,443	187,386	187,386	187,386
Prior Period Adjustment(s)				
Residual Equity Transfers				
TOTAL BEGINNING FUND BALANCE	174,443	187,386	187,386	187,386
TOTAL RESOURCES	187,479	194,486	194,586	187,386
EXPENDITURES				
JUDICIAL				
CORRECTIONS				
Service & Supplies	93	100	100	-
Capital Outlay	-	7,000	50,000	-
Activity Subtotal	93	7,100	50,100	-
Subtotal Expenditures	93	7,100	50,100	-
OTHER USES				
CONTINGENCY (not to exceed 3% of total expenditures)				
Transfers Out (Schedule T)				
ENDING FUND BALANCE	187,386	187,386	144,486	187,386
TOTAL COMMITMENTS & FUND BALANCE	187,479	194,486	194,586	187,386

EUREKA COUNTY, NEVADA
(Local Government)

FUND _____ JUSTICE COURT FACILITY FUND

REVENUES	(1)	(2)	(3) BUDGET YEAR ENDING 6/30/26 (4)	
	ACTUAL PRIOR YEAR ENDING 6/30/2024	ESTIMATED CURRENT YEAR ENDING 6/30/2025	TENTATIVE APPROVED	FINAL APPROVED
FINES AND FORFEITS				
Forensic Fee NRS453.575	3	500	500	-
Subtotal	3	500	500	-
MISCELLANEOUS				
Net inc(dec) in fairvalue	18	-	-	-
Interest Earned	25	10	10	-
Net realized gain(loss)	2	-	-	-
JC Dom Violence Council	-	-	-	-
Subtotal	45	10	10	-
Subtotal Revenue	48	510	510	-
OTHER FINANCING SOURCES:				
Operating Transfers In (Schedule T)				
BEGINNING FUND BALANCE	1,065	1,110	1,570	1,570
Prior Period Adjustment(s)				
Residual Equity Transfers				
TOTAL BEGINNING FUND BALANCE	1,065	1,110	1,570	1,570
TOTAL RESOURCES	1,113	1,620	2,080	1,570
EXPENDITURES				
PUBLIC SAFETY				
SUPPORT SERVICES				
FORENSIC SERVICES				
Service & Supplies	3	50	500	-
Capital Outlay				
Activity Subtotal	3	50	500	-
Subtotal Expenditures	3	50	500	-
OTHER USES				
CONTINGENCY (not to exceed 3% of total expenditures)				
Transfers Out (Schedule T)				
ENDING FUND BALANCE	1,110	1,570	1,580	1,570
TOTAL COMMITMENTS & FUND BALANCE	1,113	1,620	2,080	1,570

EUREKA COUNTY, NEVADA
(Local Government)

FUND _____ FORENSIC FEE FUND

FUND TYPE	TRANSFERS IN				TRANSFERS OUT			
	FROM FUND	PAGE	AMOUNT		TO FUND	PAGE	AMOUNT	
CAPITAL PROJECTS FUND								
SUBTOTAL								
EXPENDABLE TRUST FUNDS								
SUBTOTAL								
DEBT SERVICE								
SUBTOTAL								

Eureka County, Nevada (Local Government)

SCHEDULE T - TRANSFER RECONCILIATION

Transfer Schedule for Fiscal Year 2025-2026

TRANSFERS IN				TRANSFERS OUT		
FUND TYPE	FROM FUND	PAGE	AMOUNT	TO FUND	PAGE	AMOUNT
ENTERPRISE FUNDS						
Eureka Town Water/Sewer	General Fund	2	2,000,000			
Crescent Valley Town Fund	General Fund	2	1,000,000			
SUBTOTAL						
INTERNAL SERVICE						
SUBTOTAL						
RESIDUAL EQUITY TRANSFERS						
SUBTOTAL						
TOTAL TRANSFERS			8,500,000			8,500,000

Eureka County, Nevada (Local Government)

SCHEDULE T - TRANSFER RECONCILIATION

SCHEDULE OF EXISTING CONTRACTS

Local Government: Eureka County, Nevada
Contact: Kim Todd
E-mail Address: ktodd@eurekacountynv.gov
Daytime Telephone: 775-237-6128

Total Number of Existing Contracts: 51

Line	Vendor	Effective Date of Contract	Termination Date of Contract	Proposed Expenditure FY 2024-25	Proposed Expenditure FY 2025-26	Reason or need for contract:
1	A-1 Alcohol & Drug Collections LLC	7/1/2019	12/31/2026	2,500.00	3,000.00	Random Drug Testing Consultant
2	Allison MacKenzie Et Al	7/1/2013	6/30/2026	90,000.00	175,000.00	Specialized Legal Representatives
3	Arc Dome Strategies	1/1/2024	6/30/2026	18,000.00	36,000.00	Lobbyist
4	AT&T	7/1/2014	6/30/2026	250,000.00	100,000.00	Long Distance, Fax, Landline, Broadband, 911
5	AV Fuel Corporation	4/1/2020	12/31/2026	1,500.00	40,000.00	Airport Fuel
6	Axon Enterprises	5/6/2019	5/6/2026	60,000.00	70,000.00	Tasers, Body Cameras, Dash Cameras
7	Business Continuity Technology	6/20/2015	6/30/2026	30,000.00	50,000.00	Technical Support/IT
8	Central NV Health District	7/1/2024	6/30/2026	240,000.00	260,000.00	Health District Contract
9	Catalist	7/1/2024	6/30/2026	23,000.00	23,000.00	District Court Software
10	DOI-USGS	7/1/2013	6/30/2026	125,000.00	150,000.00	Water Basin Studies
11	DBT Transportation	1/1/2020	12/31/2026	8,000.00	8,000.00	AWOS at the Airport
12	Sinnett Consulting	7/1/2020	12/31/2026	1,200.00	1,200.00	Random Drug Draw Selection Program
13	Health Services Integration	1/1/2020	12/31/2026	5,500.00	7,000.00	Ambulance Billing Services
14	Helion Software	7/1/2018	6/30/2026	3,000.00	8,000.00	Recorder Software
15	Idemia LiveScan Service Agreement	1/1/2020	12/31/2026	2,500.00	6,000.00	Fingerprinting Technology
16	Xerox	7/1/2020	6/30/2026	28,000.00	25,000.00	Coper Services
17	Eide Bailly, LLP	7/1/2015	6/30/2027	140,000.00	160,000.00	County Auditors
18	Elko County Library	7/1/2013	6/30/2026	97,000.00	120,000.00	Library Contract for Eureka/Crescent Valley
19	Genesis Home Health	7/1/2014	6/30/2026	33,000.00	25,000.00	Home Health Assistance
20	QT Petroleum on Demand	4/1/2020	12/31/2026	3,000.00	3,000.00	Credit Card Machine at Airport
	Total Proposed Expenditures				Continued	

Additional Explanations (Reference Line Number and Vendor):

SCHEDULE OF EXISTING CONTRACTS

Local Government: Eureka County, Nevada
 Contact: Kim Todd
 E-mail Address: ktodd@eurekacountynv.gov
 Daytime Telephone: 775-237-6128

Total Number of Existing Contracts: 51

Line	Vendor	Effective Date of Contract	Termination Date of Contract	Proposed Expenditure FY 2024-25	Proposed Expenditure FY 2025-26	Reason or need for contract:
21	Johnson Controls	1/1/2020	12/31/2026	10,000.00	10,000.00	Building Fire System Maintenance
22	Judicial Systems	7/1/2019	3/30/2026	1,500.00	4,500.00	Jury Software
23	Kansas City Dental/Life/Vision	1/1/2017	12/31/2026	108,000.00	120,000.00	Employee/Retiree Dental/Vision/Life Insurance
24	Kelly Brown	7/1/2017	6/30/2026	60,000.00	90,000.00	Public Defender
25	Lexis Nexis	7/1/2013	6/30/2026	7,500.00	8,000.00	Legal Library Updates
26	L.P Insurance	1/1/2019	12/31/2026	50,400.00	50,400.00	Health Insurance Broker
27	Lumos & Associates	7/1/2013	6/30/2026	1,000,000.00	1,500,000.00	County Engineer, Surveying, Design
28	Washoe County Sheriff	7/1/2013	6/30/2026	5,000.00	5,000.00	Forensic Services
29	Prominence Health Plan	7/1/2012	12/31/2026	1,550,000.00	1,600,000.00	Employee/Retiree Health Insurance Plan
30	NV Division of Forestry	1/1/2020	12/31/2026	120,000.00	130,000.00	Wildland Fire Protection Program
31	Office Products Inc	7/1/2013	6/30/2026	17,000.00	21,000.00	Copy Machine Maintenance
32	Olcese Waste Services	8/1/2019	7/30/2026	80,000.00	45,000.00	Garbage Disposal
33	William Bee Ririe	7/1/2018	6/30/2026	650,000.00	700,000.00	Clinic Services for Eureka and Crescent Valley
34	Pitney Bowes	7/1/2013	6/30/2026	16,000.00	17,000.00	Postage Machine Maintenance
35	Rehab Services of Nevada	1/1/2013	6/30/2026	40,000.00	50,000.00	Physical Therapy Services
36	Robert Stefanko	1/1/2020	12/31/2026	5,000.00	5,000.00	Emergency Services Physician Director
37	Syber Network	10/1/2019	12/31/2026	55,000.00	60,000.00	IT Managed Services
38	TALX	7/1/2013	6/30/2026	1,500.00	1,500.00	Unemployment Claim Rep
39	Tyler Technologies	7/1/2018	6/30/2026	45,000.00	50,000.00	Comptroller/Treasurer/Public Works Software/Juvenile Probation
40	Votec	7/1/2018	6/30/2026	3,500.00	5,000.00	Voting Software
Total Proposed Expenditures				4,986,600.00	5,742,600.00	

Additional Explanations (Reference Line Number and Vendor):

SCHEDULE OF PRIVATIZATION CONTRACTS

Local Government: Eureka County
 Contact: Kim Todd
 E-mail Address: ktodd@eurekacountyrv.gov
 Daytime Telephone: 775-237-6128

Total Number of Privatization Contracts: _____

Line	Vendor	Effective Date of Contract	Termination Date of Contract	Duration (Months/ Years)	Proposed Expenditure FY 2024-25	Proposed Expenditure FY 2025-26	Position Class or Grade	Number of FTEs employed by Position Class or Grade	Equivalent hourly wage of FTEs by Position Class or Grade	Reason or need for contract:
1	None									
2										
3										
4										
5										
6										
7										
8	Total									

Attach additional sheets if necessary.



EUREKA COUNTY COMPTROLLER

701 SOUTH MAIN STREET
P.O. BOX 852 EUREKA, NEVADA 89316

PHONE: 775-237-6128
FAX: 775-254-6141

Nevada Department of Taxation
3850 Arrowhead Dr
Carson City, NV 89706

Eureka Town _____ herewith submits the (TENTATIVE) budget for the
fiscal year ending June 30, 2026

This budget contains 1 funds, including Debt Service, requiring property tax revenues totaling \$ 41,137

The property tax rates computed herein are based on preliminary data. If the final state computed revenue limitation permits, the tax rate will be increased by an amount not to exceed 1%. If the final computation requires, the tax rate will be lowered.

This budget contains 1 governmental fund types with estimated expenditures of \$ 119,400 and
1 proprietary funds with estimated expenses of \$ 6,637,000

Copies of this budget have been filed for public record and inspection in the offices enumerated in NRS 354.596 (Local Government Budget and Finance Act).

CERTIFICATION

I Kimberly Todd
(Print Name)
Comptroller
(Title)

certify that all applicable funds and financial
operations of this Local Government are
listed herein

Signed: _____

Dated: _____

Phone: _____

APPROVED BY THE GOVERNING BOARD

Only necessary for FINAL Budget
(Signature by DocuSign is acceptable)

SCHEDULED PUBLIC HEARING:
(Must be held from May 19, 2025 to May 30, 2025)

Date and Time: May 20, 2025 10:00:00 AM

Publication Date: May 8 & 15, 2025

Place: Eureka County Courthouse
10 S Main Street, Eureka, NV 89316

Eureka Town
25/26 Index

Description	Page #
Schedule S-1	1
Schedule S-2	3
Schedule S-3	4
Schedule A	5
Schedule A-1	6
Schedule A-2	7
Schedule B - Resources	8
Expense-General Fund: Public Safety	9
Expense-General Fund: Public Works	10
Schedule B Summary	11
Schedule T	12
Schedule F-1 Eureka Water/Sewer Fund	15
Schedule F-2 Eureka Water/Sewer Fund	16
Schedule 31	17
Schedule 32	18

	GOVERNMENTAL FUND TYPES AND EXPENDABLE TRUST FUNDS					TOTAL (MEMO ONLY) COLUMNS 3+4 (5)
	ACTUAL PRIOR YEAR 6/30/24 (1)	ESTIMATED CURRENT YEAR 6/30/25 (2)	BUDGET YEAR 6/30/26 (3)	PROPRIETARY FUNDS BUDGET YEAR 6/30/26 (4)		
REVENUES						
Property Taxes	36,485	39,198	41,137	\$	41,137	41,137
Other Taxes						-
Licenses and Permits	1,508	1,000	1,000		1,000	1,000
Intergovernmental Resources	76,234	65,654	65,951		65,951	65,951
Charges for Services					279,000	279,000
Fines and Forfeits						-
Miscellaneous	61,523	16,500	16,500		56,500	73,000
TOTAL REVENUES	175,751	122,352	124,588		335,500	460,088
EXPENDITURES-EXPENSES						
General Government						
Judicial						
Public Safety	41,205	35,500	61,500		61,500	61,500
Public Works	16,981	20,850	57,900		4,327,000	4,384,900
Sanitation					2,310,000	2,310,000
Health						-
Welfare						-
Culture and Recreation						-
Community Support						-
Intergovernmental Expenditures						-
Contingencies			2,000			2,000
Utility Enterprises						-
Hospitals						-
Transit Systems						-
Airports						-
Other Enterprises						-
Debt Service - Principal						-
Interest Cost						-
TOTAL EXPENDITURES-EXPENSES	58,186	56,350	121,400		6,637,000	6,758,400
Excess of Revenues over (under) Expenditures-Expenses	117,564	66,002	3,188		(6,301,500)	(6,298,312)

	GOVERNMENTAL FUND TYPES AND EXPENDABLE TRUST FUNDS				TOTAL (MEMO ONLY) COLUMNS 3+4 (5)
	ACTUAL PRIOR YEAR 6/30/24 (1)	ESTIMATED CURRENT YEAR 6/30/25 (2)	BUDGET YEAR 6/30/26 (3)	PROPRIETARY FUNDS BUDGET YEAR 6/30/26 (4)	
OTHER FINANCING SOURCES (USES):					
Proceeds of Long-term Debt					
Sales of General Fixed Assets					
Operating Transfers (in)	4,000,000	6,200,000		2,000,000	2,000,000
Operating Transfers (out)	4,000,000	6,200,000		2,000,000	2,000,000
TOTAL OTHER FINANCING SOURCES (USES)					
Excess of Revenues and Other Sources over (under) Expenditures and Other Uses (Net Income)					XXXXXXXXXXXXXX
FUND BALANCE JULY 1, BEGINNING OF YEAR	1,152,608	1,270,173	1,336,175	XXXXXXXXXXXXXX	XXXXXXXXXXXXXX
Prior Period Adjustments				XXXXXXXXXXXXXX	XXXXXXXXXXXXXX
Residual Equity Transfers				XXXXXXXXXXXXXX	XXXXXXXXXXXXXX
FUND BALANCE JUNE 30, END OF YEAR				XXXXXXXXXXXXXX	XXXXXXXXXXXXXX
TOTAL ENDING FUND BALANCE	1,270,173	1,336,175	1,339,363	XXXXXXXXXXXXXX	XXXXXXXXXXXXXX

FULL TIME EQUIVALENT EMPLOYEES BY FUNCTION

	ACTUAL PRIOR YEAR ENDING 6/30/24	ESTIMATED CURRENT YEAR ENDING 6/30/25	BUDGET YEAR ENDING 6/30/26
General Government	0	0	0
Judicial	0	0	0
Public Safety	0	0	0
Public Works	1.5	0.5	0.5
Sanitation	1	0	0
Health	0	0	0
Welfare	0	0	0
Culture and Recreation	0	0	0
Community Support	0	0	0
TOTAL GENERAL GOVERNMENT	2.5	0.5	0.5
Utilities	0	2	2
Hospitals	0	0	0
Transit Systems	0	0	0
Airports	0	0	0
Other	0	0	0
TOTAL	2.5	2.5	2.5

POPULATION (AS OF JULY 1)	657	635	657
SOURCE OF POPULATION ESTIMATE*	STATE DEMOGRAPHER		
Assessed Valuation (Secured and Unsecured Only)	19,625,579	21,522,966	21,361,342
Net Proceeds of Mines	-	-	-
TOTAL ASSESSED VALUE	19,625,579	21,522,966	21,361,342
TAX RATE			
General Fund	0.2153	0.2153	0.2153
Special Revenue Funds	.0000	.0000	.0000
Capital Projects Funds	.0000	.0000	.0000
Debt Service Funds	.0000	.0000	.0000
Enterprise Fund	.0000	.0000	.0000
Other	.0000	.0000	.0000
TOTAL TAX RATE	0.2153	0.2153	0.2153

* Use the population certified by the state in March each year. Small districts may use a number developed per the instructions (page 6) or the best information available.

Eureka Town
(Local Government)

SCHEDULE S-2 - STATISTICAL DATA

PROPERTY TAX RATE AND REVENUE RECONCILIATION

	(1) ALLOWED TAX RATE	(2) ASSESSED VALUATION	(3) ALLOWED AD VALOREM REVENUE [(1) X (2)/100]	(4) TAX RATE LEVIED	(5) TOTAL AD VALOREM REVENUE WITH NO CAP [(2, line A)X(4)/100]	(6) AD VALOREM TAX ABATEMENT [(5) - (7)]	(7) AD VALOREM REVENUE WITH CAP	(8) NET PROCEEDS OF MINERAL REVENUE [(2, line B) X (4)/100]	(9) BUDGETED AD VALOREM REVENUE WITH CAP PLUS REVENUE FROM NPM [(7) + (8)]
OPERATING RATE: A. AD VALOREM Subject to Revenue Limitations	0.7439	21,361,342	158,907	0.2153	45,991	4,854	41,137	XXXXXXXXXXXXXXXXXXXX	41,137
B. AD VALOREM Outside Revenue Limitations: Net Proceeds of Mines					XXXXXXXXXXXXXXXXXXXX				
VOTER APPROVED: C. Voter Approved Overrides									
LEGISLATIVE OVERRIDES D. Accident Indigent (NRS 428.185)									
E. Medical Indigent (NRS 428.285)									
F. Capital Acquisition (NRS 354.59815)									
G. Youth Services Levy (NRS 62B.150, 62B.160)									
H. Legislative Overrides									
I. SCCRT Loss (NRS 354.59813)	0.0052	21,361,342	1,114	0.0052					
J. Other:									
K. Other:									
L. SUBTOTAL LEGISLATIVE OVERRIDES	0.0052		1,114						
M. SUBTOTAL A, C, L	0.7491	21,361,342	160,021	0.2153	45,991	4,854	41,137	-	41,137
N. Debt									
O. TOTAL M AND N	0.7491	21,361,342	160,021	0.2153	45,991	4,854	41,137	0	41,137

Eureka Town

SCHEDULE S-3 - PROPERTY TAX RATE
AND REVENUE RECONCILIATION

The Allowed Revenue required for column 3 can be obtained from the March 15 Final Revenue Projections or manually calculated. If an entity chooses to budget for an amount in column 5 which is lower or higher than the amount produced by the formula, please attach an explanation.

SCHEDULE A - ESTIMATED REVENUES & OTHER RESOURCES - GOVERNMENTAL FUND TYPES, EXPENDABLE TRUST FUNDS & TAX SUPPORTED PROPRIETARY FUND TYPES

Budget For Fiscal Year Ending June 30, 2026
Budget Summary for Eureka Town (Local Government)

GOVERNMENTAL FUNDS AND EXPENDABLE TRUST FUNDS FUND NAME	BEGINNING FUND BALANCES (1)	CONSOLIDATED TAX REVENUE (2)	PROPERTY TAX REQUIRED (3)	TAX RATE (4)	OTHER REVENUE (5)	OTHER FINANCING SOURCES OTHER THAN TRANSFERS IN (6)	OPERATING TRANSFERS IN (7)	TOTAL (8)
TOWN OF EUREKA	1,336,175	6,951	41,137	0.2153	76,500			1,460,763
DEBT SERVICE								
Subtotal Governmental Fund Types, Expendable Trust Funds	1,336,175	6,951	41,137	0.2153	76,500	-	-	1,460,763
PROPRIETARY FUNDS								
	XXXXXXXXXX				XXXXXXXXXX	XXXXXXXXXX	XXXXXXXXXX	XXXXXXXXXX
	XXXXXXXXXX				XXXXXXXXXX	XXXXXXXXXX	XXXXXXXXXX	XXXXXXXXXX
	XXXXXXXXXX				XXXXXXXXXX	XXXXXXXXXX	XXXXXXXXXX	XXXXXXXXXX
	XXXXXXXXXX				XXXXXXXXXX	XXXXXXXXXX	XXXXXXXXXX	XXXXXXXXXX
	XXXXXXXXXX				XXXXXXXXXX	XXXXXXXXXX	XXXXXXXXXX	XXXXXXXXXX
Subtotal Proprietary Funds	XXXXXXXXXX				XXXXXXXXXX	XXXXXXXXXX	XXXXXXXXXX	XXXXXXXXXX
TOTAL ALL FUNDS	1,336,175	6,951	41,137	0.2153	76,500	-	-	1,460,763

SCHEDULE A-2 PROPRIETARY AND NONEXPENDABLE TRUST FUNDS

Budget For Fiscal Year Ending June 30, 2026

Budget Summary for Eureka Town
(Local Government)

FUND NAME	OPERATING REVENUES (1)	OPERATING EXPENSES (2) **	NONOPERATING REVENUES (3)	NONOPERATING EXPENSES (4)	OPERATING TRANSFERS IN (5) OUT (6)	NET INCOME (7)
EUREKA WATER/SEWER FUND	279,000	6,637,000	56,500		2,000,000	(4,301,500)
TOTAL	279,000	6,637,000	56,500	-	2,000,000	(4,301,500)

* FUND TYPES: E - Enterprise
 I - Internal Service
 N - Nonexpendable Trust

** Include Depreciation

REVENUES	(1)	(2)	(3) BUDGET YEAR ENDING 6/30/26 (4)	
	ACTUAL PRIOR YEAR ENDING 6/30/2024	ESTIMATED CURRENT YEAR ENDING 6/30/2025	TENTATIVE APPROVED	FINAL APPROVED
TAXES				
Property Tax	36,485	39,198	41,137	-
Subtotal	36,485	39,198	41,137	-
LICENSES AND PERMITS				
Business Licenses				
County Gaming Licenses	1,508	1,000	1,000	-
Subtotal	1,508	1,000	1,000	-
INTERGOVERNMENTAL REVENUE				
State Shared Revenue				
State Gaming Licenses	60,459	50,000	50,000	-
Consolidated Tax	6,775	6,654	6,951	-
NRS 354.59815				
NRS 354.59815 CAP IMP	9,000	9,000	9,000	-
Subtotal	76,234	65,654	65,951	-
MISCELLANEOUS				
Other				
Refunds	12,489	1,000	1,000	-
Interest Earnings				
Interest Earned	28,716	15,000	15,000	-
NET Realized Gain (Loss)	2,098	500	500	-
NET INC (DEC) in Fairvalue	18,220	-	-	-
Subtotal	61,523	16,500	16,500	-
SUBTOTAL REVENUE ALL SOURCES	175,750	122,352	124,588	-
OTHER FINANCING SOURCES				
Transfer In (Schedule T)				
Sale of Fixed Asset	0	0	0	0
Proceeds of Long-term Debt				
Other				
SUBTOTAL OTHER FINANCING SOURCES				
BEGINNING FUND BALANCE	1,152,608	1,270,173	1,336,175	1,336,175
Prior Period Adjustments				
Residual Equity Transfers				
TOTAL BEGINNING FUND BALANCE	1,152,608	1,270,173	1,336,175	1,336,175
TOTAL AVAILABLE RESOURCES	1,328,358	1,392,525	1,460,763	1,336,175

Eureka Town

 (Local Government)
 SCHEDULE B - GENERAL FUND

EXPENDITURES BY FUNCTION AND ACTIVITY	(1)	(2)	(3) (4) BUDGET YEAR ENDING 6/30/26	
	ACTUAL PRIOR YEAR ENDING 6/30/2024	ESTIMATED CURRENT YEAR ENDING 6/30/2025	TENTATIVE	FINAL
			APPROVED	APPROVED
FIRE				
Fire Department				
Salaries & Wages	11,024	11,000	12,000	-
Employee Benefits	843	1,000	1,000	-
Services & Supplies	29,337	23,500	43,500	-
Capital Outlay	-	-	5,000	-
Department Subtotal				
ACTIVITY SUBTOTAL	41,204	35,500	61,500	-
FUNCTION: PUBLIC SAFETY				
Salaries & Wages	11,024	11,000	12,000	-
Employee Benefits	843	1,000	1,000	-
Services & Supplies	29,337	23,500	43,500	-
Debt Service				
Capital Outlay	-	-	5,000	-
Other Uses				
FUNCTION SUBTOTAL	41,205	35,500	61,500	-

Eureka Town
 (Local Government)
 SCHEDULE B - GENERAL FUND

FUNCTION Public Safety

EXPENDITURES BY FUNCTION AND ACTIVITY	(1)	(2)	(3) (4) BUDGET YEAR ENDING 06/30/26	
	ACTUAL PRIOR YEAR ENDING 6/30/2024	ESTIMATED CURRENT YEAR ENDING 6/30/2025	TENTATIVE APPROVED	FINAL APPROVED
PAGE FUNCTION SUMMARY				
General Government				
Judicial				
Public Safety	41,205	35,500	61,500	-
Public Works	16,981	20,850	57,900	-
Sanitation				
Health				
Welfare				
Culture and Recreation				
Community Support				
Debt Service				
Intergovernmental Expenditures				
TOTAL EXPENDITURES - ALL FUNCTIONS	58,186	56,350	119,400	-
OTHER USES:				
CONTINGENCY (Not to exceed 3% of Total Expenditures all Functions)	-	-	2,000	-
Transfers Out (Schedule T)				
TOTAL EXPENDITURES AND OTHER USES	58,186	56,350	121,400	-
ENDING FUND BALANCE:	1,270,173	1,336,175	1,339,363	1,270,173
TOTAL GENERAL FUND COMMITMENTS AND FUND BALANCE	1,328,359	1,392,525	1,460,763	1,270,173

Eureka Town
 (Local Government)
 SCHEDULE B - GENERAL FUND

SCHEDULE B SUMMARY - EXPENDITURES, OTHER USES AND FUND BALANCE
 GENERAL FUND - ALL FUNCTIONS

TRANSFERS IN				TRANSFERS OUT		
FUND TYPE	FROM FUND	PAGE	AMOUNT	TO FUND	AMOUNT	
GENERAL FUND	Eureka Town Water/Sewer	15	2,000,000			
	SUBTOTAL					
	SPECIAL REVENUE FUNDS					
SUBTOTAL					2,000,000	

Eureka Town
(Local Government)

SCHEDULE T - TRANSFER RECONCILIATION

FUND TYPE	TRANSFERS IN			TRANSFERS OUT		
	FROM FUND	PAGE	AMOUNT	TO FUND	PAGE	AMOUNT
CAPITAL PROJECTS FUND						
SUBTOTAL						
EXPENDABLE TRUST FUNDS						
SUBTOTAL						
DEBT SERVICE						
SUBTOTAL						

Eureka Town (Local Government)

SCHEDULE T - TRANSFER RECONCILIATION

FUND TYPE	TRANSFERS IN			TRANSFERS OUT		
	FROM FUND	PAGE	AMOUNT	TO FUND	PAGE	AMOUNT
ENTERPRISE FUNDS Eureka Town Water/Sewer	General Fund	2	2,000,000			
SUBTOTAL						
INTERNAL SERVICE						
SUBTOTAL						
RESIDUAL EQUITY TRANSFERS						
SUBTOTAL						
TOTAL TRANSFERS			2,000,000			

PROPRIETARY FUND	(1)	(2)	(3) (4) BUDGET YEAR ENDING 6/30/26	
	ACTUAL PRIOR YEAR ENDING 6/30/2024	ESTIMATED CURRENT YEAR ENDING 6/30/2025	TENTATIVE APPROVED	FINAL APPROVED
OPERATING REVENUE				
Water User Charges	218,560	204,000	215,000	-
Water Hook Up Charges	1,800	5,000	4,000	-
Sewer User Charges	59,199	58,000	58,000	-
Sewer Hook Up Charges	-	2,000	2,000	-
Total Operating Revenue	279,559	269,000	279,000	-
OPERATING EXPENSE				
Salaries & Wages (Water)	148,706	138,000	166,000	-
Benefits (Water)	110,100	72,000	72,000	-
Services & Supplies (Water)	105,651	101,000	339,000	-
Depreciation (Water)	781,662	660,000	800,000	-
Capital Outlay (Water)	-	2,200,000	2,950,000	-
Salaries & Wages (Sewer)	17,112	30,000	50,000	-
Benefits (Sewer)	18,143	17,000	22,000	-
Service & Supplies (Sewer)	11,034	14,700	48,000	-
Depreciation (Sewer)	63,713	70,000	90,000	-
Capital Outlay (Sewer)	-	1,750,000	2,100,000	-
Total Operating Expense	1,256,121	5,052,700	6,637,000	-
Operating Income or (Loss)	(976,562)	(4,783,700)	(6,358,000)	-
NONOPERATING REVENUES				
Interest Earned	69,624	55,000	50,000	-
Grants	534,920	-	-	-
Refunds	5,722	4,000	4,000	-
Net Inc (Dec) in Fairvalue	9,679	-	-	-
Net Realized Gain (Loss)	5,348	2,500	2,500	-
Sale of Fixed Assets	-	-	-	-
Contribution to Assets	26,738	-	-	-
Total Nonoperating Revenues	652,030	61,500	56,500	-
NONOPERATING EXPENSES				
Interest Expense				
Total Nonoperating Expenses				
Net Income before Operating Transfers	(324,532)	(4,722,200)	(6,301,500)	-
Transfers (Schedule T)				
In-General Fund	4,000,000	6,200,000	2,000,000	-
Out				
Net Operating Transfers				
CHANGE IN NET POSITION	3,675,469	1,477,800	(4,301,500)	-

Eureka Town
(Local Government)

SCHEDULE F-1 REVENUES, EXPENSES AND NET POSITION

FUND _____ Eureka Water / Sewer Fund

PROPRIETARY FUND	(1)	(2)	(3) (4) BUDGET YEAR ENDING 6/30/26	
	ACTUAL PRIOR YEAR ENDING 6/30/2024	ESTIMATED CURRENT YEAR ENDING 6/30/2025	TENTATIVE APPROVED	FINAL APPROVED
A. CASH FLOWS FROM OPERATING ACTIVITIES				
CASH INFLOWS				
Water User Charges	219,170	204,000	215,000	-
Water Hook up Charges	1,800	5,000	4,000	-
Sewer User Charges	59,199	58,000	58,000	-
Sewer Hook Up Charges	-	2,000	2,000	-
CASH OUTFLOWS				
Salaries & Wages (Water)	-128595	-138000	-166000	-0
Benefits (Water)	-83122	-72000	-72000	-0
Services & Supplies (Water)	-446460	-101000	-339000	-0
Salaries & Wages (Sewer)	-17112	-30000	-50000	-0
Benefits (Sewer)	-18143	-17000	-22000	-0
Services & Supplies (Sewer)	-11035	-14700	-48000	-0
a. Net cash provided by (or used for) operating activities	490,692	(103,700)	(418,000)	-
B. CASH FLOWS FROM NONCAPITAL FINANCING ACTIVITIES:				
Sale of Capital Assets	(4,147,322)	-	-	-
Transfer In	4,000,000	6,200,000	2,000,000	-
Other/Refunds/Grants	534,920	4,000	4,000	-
b. Net cash provided by (or used for) noncapital financing activities	387,598	6,204,000	2,004,000	-
C. CASH FLOWS FROM CAPITAL AND RELATED FINANCING ACTIVITIES:				
CASH OUTFLOWS				
Capital Outlay -Water Dept	0	-2200000	-2950000	-0
Capital Outlay- Sewer Dept	-0	-1750000	-2100000	-0
c. Net cash provided by (or used for) capital and related financing activities	-	-3950000	-5050000	-0
D. CASH FLOWS FROM INVESTING ACTIVITIES:				
CASH INFLOWS				
Net Inc (Dec) in Fairvalue	9,679	-	-	-
Interest Income	61,320	55,000	50,000	-
Net Realized Gain (Loss)	5,348	2,500	2,500	-
d. Net cash provided by (or used in) investing activities	76,346	57,500	52,500	-
NET INCREASE (DECREASE) in cash and cash equivalents (a+b+c+d)	954,637	2,207,800	(3,411,500)	-
CASH AND CASH EQUIVALENTS AT JULY 1, 20xx	1,569,016	2,523,653	4,731,453	4,731,453
CASH AND CASH EQUIVALENTS AT JUNE 30, 20xx	2,523,653	4,731,453	1,319,953	4,731,453

___ Eureka Town
(Local Government)

SCHEDULE F-2 STATEMENT OF CASH FLOWS

FUND _____ Eureka Water/Sewer Fund _____

SCHEDULE OF EXISTING CONTRACTS

Local Government: Eureka Town
 Contact: Kim Todd
 E-mail Address: ktodd@eurekacountynev.gov
 Daytime Telephone: 775-237-6128

Total Number of Existing Contracts: 2

Line	Vendor	Effective Date of Contract	Termination Date of Contract	Proposed Expenditure FY 2024-25	Proposed Expenditure FY 2025-26	Reason or need for contract:
1	Lumos & Associates	7/1/2013	6/30/2026	\$2,000	\$ 100,000.00	Survey/Engineering
2	Sierra Controls	1/1/2020	6/30/2026	\$2,000.00	\$3,000.00	SCADA System water
3	Sierra NV Construction	7/1/2024	6/30/2026	2,000,000.00	5,000,000.00	Construction Water/Sewer
4						
5						
6						
7						
8						
9						
10						
11						
12						
13						
14						
15						
16						
17						
18						
19						
20	Total Proposed Expenditures			\$2,004,000.00	\$5,103,000.00	

Additional Explanations (Reference Line Number and Vendor):

SCHEDULE OF PRIVATIZATION CONTRACTS

Local Government: Eureka Town
 Contact: Kim Todd
 E-mail Address: ktodd@eurekacountynv.gov
 Daytime Telephone: 775-237-6128

Total Number of Privatization Contracts: _____

Line	Vendor	Effective Date of Contract	Termination Date of Contract	Duration (Months/ Years)	Proposed Expenditure FY 2024-25	Proposed Expenditure FY 2025-26	Position Class or Grade	Number of FTEs employed by Position Class or Grade	Equivalent hourly wage of FTEs by Position Class or Grade	Reason or need for contract:
1	None									
2										
3										
4										
5										
6										
7										
8	Total									

Attach additional sheets if necessary.



EUREKA COUNTY COMPTROLLER

701 SOUTH MAIN STREET
P.O. BOX 852 EUREKA, NEVADA 89316

PHONE: 775-237-6128
FAX: 775-254-6141

Nevada Department of Taxation
3850 Arowhead Dr
Carson City, NV 89706

Eureka TV District herewith submits the (TENTATIVE) budget for the
fiscal year ending June 30, 2026

This budget contains 1 funds, including Debt Service, requiring property tax revenues totaling \$ 144,397

The property tax rates computed herein are based on preliminary data. If the final state computed revenue limitation permits, the tax rate will be increased by an amount not to exceed 1%. If the final computation requires, the tax rate will be lowered.


This budget contains 1 governmental fund types with estimated expenditures of \$ 319,725 and
 proprietary funds with estimated expenses of \$

Copies of this budget have been filed for public record and inspection in the offices enumerated in NRS 354.596 (Local Government Budget and Finance Act).

CERTIFICATION

I Kimberly Todd
(Print Name)
Comptroller
(Title)

certify that all applicable funds and financial operations of this Local Government are listed herein

Signed: 

Dated: April 1, 2025

Phone: 775-237-6128

APPROVED BY THE GOVERNING BOARD

Only necessary for FINAL Budget
(Signature by DocuSign is acceptable)

APPROVED BY THE TELEVISION BOARD

SCHEDULED PUBLIC HEARING:

(Must be held from May 19, 2025 to May 30, 2025)

Date and Time: May 20, 2025 10:00:00 AM

Publication Date: May 8 & 15, 2025

Place: Eureka Courthouse
10 South Main St, Eureka, NV 89316

Eureka County TV District
2025/2026 index

Description	Page #
Schedule S-1	1
Schedule S-2	3
Schedule S-3	4
Schedule A	5
Schedule A-1	6
Schedule B	7
Schedule 31	9
Schedule 32	10

	GOVERNMENTAL FUND TYPES AND EXPENDABLE TRUST FUNDS				
	ACTUAL PRIOR YEAR 6/30/24 (1)	ESTIMATED CURRENT YEAR 6/30/25 (2)	BUDGET YEAR 6/30/26 (3)	PROPRIETARY FUNDS BUDGET YEAR 6/30/26 (4)	TOTAL (MEMO ONLY) COLUMNS 3+4 (5)
REVENUES					
Property Taxes	134,931	140,365	144,397	\$	144,397
Other Taxes					-
Licenses and Permits					-
Intergovernmental Resources	55,078	55,078	55,078		55,078
Charges for Services					-
Fines and Forfeits					-
Miscellaneous	1,821	1,700	1,500		1,500
TOTAL REVENUES	191,830	197,143	200,975	-	200,975
EXPENDITURES-EXPENSES					
General Government	201,514	226,650	319,725		319,725
Judicial					
Public Safety					
Public Works					
Sanitation					
Health					
Welfare					
Culture and Recreation					
Community Support					
Intergovernmental Expenditures					
Contingencies					
Utility Enterprises					
Hospitals					
Transit Systems					
Airports					
Other Enterprises					
Debt Service - Principal					
Interest Cost					
TOTAL EXPENDITURES-EXPENSES	201,514	226,650	319,725	-	319,725
Excess of Revenues over (under)	(9,684)	(29,507)	(118,750)	-	(118,750)
Expenditures-Expenses					

	GOVERNMENTAL FUND TYPES AND EXPENDABLE TRUST FUNDS				
	ACTUAL PRIOR YEAR 6/30/24 (1)	ESTIMATED CURRENT YEAR 6/30/25 (2)	BUDGET YEAR 6/30/26 (3)	PROPRIETARY FUNDS BUDGET YEAR 6/30/26 (4)	TOTAL (MEMO ONLY) COLUMNS 3+4 (5)
OTHER FINANCING SOURCES (USES):					
Proceeds of Long-term Debt					
Sales of General Fixed Assets					
Operating Transfers (in)					
Operating Transfers (out)					
TOTAL OTHER FINANCING SOURCES (USES)					
Excess of Revenues and Other Sources over (under) Expenditures and Other Uses (Net Income)					XXXXXXXXXXXXXXXXXX
FUND BALANCE JULY 1, BEGINNING OF YEAR	763,685	822,328	832,821	XXXXXXXXXXXXXXXXXX	XXXXXXXXXXXXXXXXXX
Prior Period Adjustments				XXXXXXXXXXXXXXXXXX	XXXXXXXXXXXXXXXXXX
Residual Equity Transfers				XXXXXXXXXXXXXXXXXX	XXXXXXXXXXXXXXXXXX
FUND BALANCE JUNE 30, END OF YEAR	822,328	832,821	761,071	XXXXXXXXXXXXXXXXXX	XXXXXXXXXXXXXXXXXX
TOTAL ENDING FUND BALANCE				XXXXXXXXXXXXXXXXXX	XXXXXXXXXXXXXXXXXX

FULL TIME EQUIVALENT EMPLOYEES BY FUNCTION

	ACTUAL PRIOR YEAR YEAR 6/30/24	ESTIMATED CURRENT YEAR YEAR 6/30/25	BUDGET YEAR ENDING 6/30/26
General Government	0.25	0.25	0.25
Judicial	0.00	0.00	0.00
Public Safety	0.00	0.00	0.00
Public Works	0.00	0.00	0.00
Sanitation	0.00	0.00	0.00
Health	0.00	0.00	0.00
Welfare	0.00	0.00	0.00
Culture and Recreation	0.00	0.00	0.00
Community Support	0.00	0.00	0.00
TOTAL GENERAL GOVERNMENT	0.25	0.25	0.25
Utilities	0.00	0.00	0.00
Hospitals	0.00	0.00	0.00
Transit Systems	0.00	0.00	0.00
Airports	0.00	0.00	0.00
Other	0.00	0.00	0.00
TOTAL	0.25	0.25	0.25

POPULATION (AS OF JULY 1)	1847	1776	1852
SOURCE OF POPULATION ESTIMATE*	State of Nevada		
Assessed Valuation (Secured and Unsecured Only)	837,420,357	785,405,781	892,778,695
Net Proceeds of Mines	740,370,738	895,928,945	891,650,723
TOTAL ASSESSED VALUE	1,577,791,095	1,681,334,726	1,784,429,418
TAX RATE			
General Fund	.0085	.0085	.0085
Special Revenue Funds	.0000	.0000	.0000
Capital Projects Funds	.0000	.0000	.0000
Debt Service Funds	.0000	.0000	.0000
Enterprise Fund	.0000	.0000	.0000
Other	.0000	.0000	.0000
TOTAL TAX RATE	.0085	.0085	.0085

* Use the population certified by the state in March each year. Small districts may use a number developed per the instructions (page 6) or the best information available.

Eureka County T.V. District
(Local Government)

SCHEDULE S-2 - STATISTICAL DATA

PROPERTY TAX RATE AND REVENUE RECONCILIATION

	(1)	(2)	(3)	(4)	(5)	(6)	(7)	(8)	(9)
	ALLOWED TAX RATE	ASSESSED VALUATION	ALLOWED AD VALOREM REVENUE [(1) X (2)/100]	TAX RATE LEVIED	TOTAL AD VALOREM REVENUE WITH NO CAP [(2, line A)X(4)/100]	AD VALOREM TAX ABATEMENT [(5) - (7)]	AD VALOREM REVENUE WITH CAP	NET PROCEEDS OF MINERAL REVENUE [(2, line B) X (4)/100]	BUDGETED AD VALOREM REVENUE WITH CAP PLUS REVENUE FROM NPM [(7) + (8)]
OPERATING RATE: A. Ad Valorem Subject to Revenue Limitations	0.8813	892,778,695	7,868,059	0.0085	75,886	7,279	68,607	XXXXXXXXXXXXXXXXXXXX	68,607
B. Ad Valorem Outside Revenue Limitations: Net Proceeds of Mines	0.8813	891,650,723	7,858,118	0.0085	XXXXXXXXXXXXXXXXXXXX	0	-	75,790	75,790
VOTER APPROVED: C. Voter Approved Overrides									
LEGISLATIVE OVERRIDES D. Accident Indigent (NRS 428.185)									
E. Medical Indigent (NRS 428.285)									
F. Capital Acquisition (NRS 354.59815)									
G. Youth Services Levy (NRS 62B.150, 62B.160)									
H. Legislative Overrides									
I. SCRT Loss (NRS 354.59813)									
J. Other:									
K. Other:									
L. SUBTOTAL LEGISLATIVE OVERRIDES									
M. SUBTOTAL A, C, L	0.8813	1,784,429,418	7,868,059	0.0085	75,886	7,279	68,607	75,790	144,397
N. Debt									
O. TOTAL M AND N	0.8813	1,784,429,418	7,868,059	0.0085	75,886	7,279	68,607	75,790	144,397

Eureka County T.V. District
(Local Government)

SCHEDULE S-3 - PROPERTY TAX RATE
AND REVENUE RECONCILIATION

The Allowed Revenue required for column 3 can be obtained from the March 15 Final Revenue Projections or manually calculated. If an entity chooses to budget for an amount in column 5 which is lower or higher than the amount produced by the formula, please attach an explanation.

SCHEDULE A - ESTIMATED REVENUES & OTHER RESOURCES - GOVERNMENTAL FUND TYPES, EXPENDABLE TRUST FUNDS & TAX SUPPORTED PROPRIETARY FUND TYPES

Budget For Fiscal Year Ending June 30, 2026

Budget Summary for Eureka County TV District
(Local Government)

GOVERNMENTAL FUNDS AND EXPENDABLE TRUST FUNDS FUND NAME	BEGINNING FUND BALANCES (1)	CONSOLIDATED TAX REVENUE (2)	PROPERTY TAX REQUIRED (3)	TAX RATE (4)	OTHER REVENUE (5)	OTHER FINANCING SOURCES OTHER THAN TRANSFERS IN (6)	OPERATING TRANSFERS IN (7)	TOTAL (8)
Eureka County TV District	832,821	55,078	144,397	.0085	48,500			1,080,796
DEBT SERVICE								
Subtotal Governmental Fund Types, Expendable Trust Funds	832,821	55,078	144,397	0.0781	48,500			1,080,796
PROPRIETARY FUNDS								
	XXXXXXXXXX				XXXXXXXXXX	XXXXXXXXXX	XXXXXXXXXX	XXXXXXXXXX
	XXXXXXXXXX				XXXXXXXXXX	XXXXXXXXXX	XXXXXXXXXX	XXXXXXXXXX
	XXXXXXXXXX				XXXXXXXXXX	XXXXXXXXXX	XXXXXXXXXX	XXXXXXXXXX
	XXXXXXXXXX				XXXXXXXXXX	XXXXXXXXXX	XXXXXXXXXX	XXXXXXXXXX
	XXXXXXXXXX				XXXXXXXXXX	XXXXXXXXXX	XXXXXXXXXX	XXXXXXXXXX
	XXXXXXXXXX				XXXXXXXXXX	XXXXXXXXXX	XXXXXXXXXX	XXXXXXXXXX
Subtotal Proprietary Funds	XXXXXXXXXX				XXXXXXXXXX	XXXXXXXXXX	XXXXXXXXXX	XXXXXXXXXX
TOTAL ALL FUNDS	832,821	55,078	144,397	0.0781	48,500			1,080,796

REVENUES	(1)	(2)	(3) BUDGET YEAR ENDING 6/30/26	
	ACTUAL PRIOR YEAR ENDING 6/30/2024	ESTIMATED CURRENT YEAR ENDING 6/30/2025	TENTATIVE APPROVED	FINAL APPROVED
TAXES				
Property Tax	62,646	64,211	68,607	-
Net Proceeds of Mine	72,285	76,154	75,790	-
Subtotal	134,931	140,365	144,397	-
INTERGOVERNMENTAL REVENUE				
Misc State Grant	-	-	-	-
Consolidated Tax	55,078	55,078	55,078	-
Subtotal	55,078	55,078	55,078	-
MISCELLANEOUS				
Net Inc(Dec) in Fair Value	12,231	-	5,000	-
Interest Earned	17,825	10,000	12,000	-
Net Realized Gain (Loss)	-	-	-	-
Mobile Contribution	-	-	-	-
Rents and Royalties	38,270	30,000	30,000	-
Refunds	1,821	1,700	1,500	-
Book Value/Cost Basis				
Other				
Subtotal	70,147	41,700	48,500	-
Subtotal Revenue	260,156	237,143	247,975	-
OTHER FINANCING SOURCES (specify)				
Transfers In (Schedule 1)				
Sale of Fixed Assets	-	-	-	-
BEGINNING FUND BALANCE	763,685	822,328	832,821	832,821
Prior Period Adjustments				
Residual Equity Transfers				
TOTAL BEGINNING FUND BALANCE	763,685	822,328	832,821	832,821
TOTAL AVAILABLE RESOURCES	1,023,842	1,059,471	1,080,796	832,821

Eureka County TV District
(Local Government)

EXPENDITURES	(1)	(2)	(3) BUDGET YEAR ENDING 6/30/26	
	ACTUAL PRIOR YEAR ENDING 6/30/2024	ESTIMATED CURRENT YEAR ENDING 6/30/2025	TENTATIVE APPROVED	FINAL APPROVED
GENERAL GOVERNMENT				
EXECUTIVE				
TV BOARD				
Salaries & Wages	12,000	12,000	13,000	-
Employee Benefits	748	1,000	2,000	-
Services & Supplies	44,087	49,300	73,500	-
Capital Outlay	-	-	-	-
Dept Subtotal	56,835	62,300	88,500	-
TANK HILL				
Services & Supplies	18,419	24,000	48,950	-
Capital Outlay	8,704	40,000	10,000	-
Dept Subtotal	27,123	64,000	58,950	-
MARYS MOUNTAIN				
Services & Supplies	20,916	20,000	-	-
Capital Outlay	-	-	-	-
Dept Subtotal	20,916	20,000	-	-
PROSPECT PEAK				
Services & Supplies	39,843	40,750	28,550	-
Capital Outlay	8,703	-	50,000	-
Dept Subtotal	48,546	40,750	78,550	-
ARGENTA RIDGE				
Services & Supplies	39,391	39,600	43,725	-
Capital Outlay	8,703	-	50,000	-
Dept Subtotal	48,094	39,600	93,725	-
Activity Subtotal				
Subtotal Expenditures	201,515	226,650	319,725	-
Subtotal Expenditures	201,514	226,650	319,725	-
OTHER USES				
CONTINGENCY (not to exceed 3% of Total Expenditures)				
Transfers Out (Schedule T)				
ENDING FUND BALANCE	822,328	832,821	761,071	832,821
TOTAL FUND COMMITMENTS & FUND BALANC	1,023,842	1,059,471	1,080,796	832,821

Eureka County TV District
(Local Government)

SCHEDULE OF EXISTING CONTRACTS

Local Government: Eureka County TV District
 Contact: Kim Todd
 E-mail Address: ktodd@eurekacountynv.gov
 Daytime Telephone: 775-237-6128

Total Number of Existing Contracts: 4

Line	Vendor	Effective Date of Contract	Termination Date of Contract	Proposed Expenditure FY 2024-25	Proposed Expenditure FY 2025-26	Reason or need for contract:
1	Eagle Communications	4/1/2016	6/30/2026	\$ 64,000.00	\$ 80,000.00	Contract Maintenance for TV Board
2	Cummins Rocky Mtn	7/1/2016	6/30/2026	\$ 3,350.00	\$ 5,000.00	Maintenance Support for Generators
3	Elliott, Kimber	6/1/2021	6/30/2026	\$ 18,000.00	\$ 15,000.00	Administrative Services for TV Board
4	Eide Bailly	7/1/2020	6/30/2026	\$ 12,000.00	\$ 15,000.00	Independent Auditors
5						
6						
7						
8						
9						
10						
11						
12						
13						
14						
15						
16						
17						
18						
19						
20	Total Proposed Expenditures			\$ 97,350.00	\$ 115,000.00	

Additional Explanations (Reference Line Number and Vendor):

SCHEDULE OF PRIVATIZATION CONTRACTS

Local Government: Eureka County TV District
 Contact: Kim Todd
 E-mail Address: ktodd@eureka-county-nv.gov
 Daytime Telephone: 775-237-6128

Total Number of Privatization Contracts: _____

Line	Vendor	Effective Date of Contract	Termination Date of Contract	Duration (Months/ Years)	Proposed Expenditure FY 2024-25	Proposed Expenditure FY 2025-26	Position Class or Grade	Number of FTEs employed by Position Class or Grade	Equivalent hourly wage of FTEs by Position Class or Grade	Reason or need for contract:
1	None									
2										
3										
4										
5										
6										
7										
8	Total									

Attach additional sheets if necessary.

From: [Hanefeld, Chris K](#)
To: [Hanefeld, Chris K](#)
Subject: [EXTERNAL] BLM seeks input on proposed sale of public lands in Lincoln County
Date: Wednesday, March 26, 2025 3:06:25 PM
Attachments: [25-03-10 \[Final\] BLM seeks input on proposed sale of public lands in Lincoln County.pdf](#)

CAUTION: This Message originated outside your organization.



BLM seeks input on proposed sale of public lands in Lincoln County

ELY, Nev. – The Bureau of Land Management is seeking public input on the proposed sale of 66 parcels of public lands totaling approximately 5,500 acres in Lincoln County.

The proposed sale complies with the [Lincoln County Conservation, Recreation, and Development Act of 2004](#), which was enacted to establish wilderness areas and fund conservation projects in the county through the sale of public lands. Of the funds generated by the sale, 85% will support county recreation, wilderness planning, and the protection of archaeological and natural resources; 5% will go to the State of Nevada for education; and 10% will go to Lincoln County.

Information on the proposed sale is available online at the [BLM National NEPA Register](#) where input can be submitted through the “Participate Now” option (preferred). Public input may also be emailed to BLM_NV_EYDOWebmail@blm.gov or delivered to: BLM Caliente Field Office, ATTN: Jake Northup, PO Box 237, Caliente, NV 89008. The public comment period will close April 25, 2025.

For more information, please contact BLM Caliente Field Manager Michelle Campeau at 775-726-8121 or mcampeau@blm.gov.

-BLM-

From: [Hanefeld, Chris K](#)
To: [Hanefeld, Chris K](#)
Subject: [EXTERNAL] BLM signs decision record for White Pine Waterpower hydrogeologic evaluation testing
Date: Monday, March 24, 2025 3:28:39 PM
Attachments: 25-03-20 [Final] BLM approves White Pine Waterpower hydrogeologic evaluation testing.pdf

CAUTION: This Message originated outside your organization.



BLM signs decision record for White Pine Waterpower hydrogeologic evaluation testing

ELY, Nev. – The Bureau of Land Management today signed the decision record for the hydrogeologic evaluation testing in White Pine County. The Bureau found no significant environmental impact to moving forward with the White Pine Pumped Storage hydrogeologic evaluation test. If approved with a right-of-way grant, this would allow the company to develop informed proposals for future energy developments.

The environmental assessment analyzed White Pine Waterpower, LLC’s proposal to drill two test and three monitoring wells. The wells would track groundwater response to pumping and estimate discharge and optimal pumping rates, hydrogeologic parameters, hydraulic boundaries, and approximate operating conditions for proposed production wells. Testing would take about nine days at each well, after which the company would reclaim the area.

The final environmental assessment, FONSI and decision record are available online at the [BLM National NEPA Register](#).

For more information, contact Melanie Peterson, BLM Bristlecone field manager, at 775-289-1896 or m1peters@blm.gov.

-BLM-

From: [Press Governor's Office](#)
To: [Press Governor's Office](#)
Subject: [EXTERNAL] Governor Lombardo Announces Interim Superintendent of Public Instruction
Date: Thursday, March 27, 2025 10:54:23 AM

CAUTION: This Message originated outside your organization.



IMMEDIATE RELEASE

March 27, 2025

Josh Meny

Press Secretary

press@gov.nv.gov

Governor Lombardo Announces Interim Superintendent of Public Instruction

CARSON CITY, NV – Today, Governor Joe Lombardo announced his appointment of Steve Canavero as the Interim Superintendent of Public Instruction for the Nevada Department of Education. Canavero will officially begin on April 14, 2025.

“It’s a privilege to appoint Steve Canavero as our interim Superintendent of Public Instruction. With decades of experience, Steve brings a wealth of knowledge and a unique perspective to guide our education system through this vital transition,” **said Governor Joe Lombardo.**

“I look forward to supporting Governor Lombardo, Nevada Department of Education, and State Board during this important time,” **said Steve Canavero, Interim Superintendent of Public Instruction.**

Canavero previously served as the Nevada Superintendent of Public Instruction from 2016 to 2019 under former Governor Brian Sandoval. Prior to his appointment in 2016, Canavero served as the Deputy Superintendent for Student Achievement for two years. Additionally, Canavero served as the Founding Executive Director of the State Public School Charter Authority, where he led Nevada’s efforts to expand student access to quality charter schools.

Canavero's career in education began as a teacher and administrator, before earning a PhD in Education Leadership at the University of Nevada, Reno. Canavero earned his MEd in Educational Leadership from the University of Nevada, Reno and his undergraduate degree from Cal Poly San Luis Obispo.

###

From: [Frobes, Virginia Ginger](#)
To: [Jake Tibbitts](#); [Jesse J. Watts](#); [Jayme Halpin](#); [Rich McKay](#); richmckay.eureka@yahoo.com; [Marty Plaskett](#); [Michael Schoenwald](#); [Kathy Bowling](#); [Jeb Rowley](#)
Cc: [Shaw, Zachary](#); [Hobdy, Guinevere](#)
Subject: [EXTERNAL] NDOT 2024 Rural County Tour - District Tasks
Date: Tuesday, March 18, 2025 10:16:07 AM
Attachments: [image001.png](#)
[2024 District Tasks - Eureka County.pdf](#)

CAUTION: This Message originated outside your organization.

Dear County Partners,

Thank you again for participating in the 2024 rural county tours.

As a follow-up to my previous county tour email, I have attached the county needs that went to our NDOT districts, with notes and the status of each, as well as some definitions that I have listed below.

- Ongoing – The district is waiting on missing information that will help them assess the need such as mile markers or highway direction.
- Under Review – The district is still reviewing the details of the need and may be waiting on something like an upcoming project to attach it to or a study to be done.
- In Progress – The need has been verified and the project is in progress and usually has project dates or timeframes by this point.
- Closed – This means that either the project is finished, or the expressed need was not within our jurisdiction and was handed over to the proper agency.

Please let me know if you have any questions.
Thank you,



Ginger Frobes
Transportation Planning Coordinator
Multimodal Program Development
Nevada Department of Transportation
o 775.888.7484 | c 775.431.7643
e gfrobes@dot.nv.gov | w dot.nv.gov

FOLLOW US
[Facebook](#) | [X](#) | [YouTube](#) | [Instagram](#) | [LinkedIn](#)

This communication, including any attachments, may contain confidential information and is intended only for the individual or entity to whom it is addressed. Any review, dissemination or copying of this communication by anyone other than the intended recipient is strictly prohibited. If you are not the intended recipient, please contact the sender by reply e-mail and delete all copies of the original message.



U.S. Department of the Interior
Bureau of Land Management

Notices & Rules

[BLM Nevada](#), [Ely District](#), [Caliente Field Office](#)

Media Contact: Chris Hanefeld, 775-289-1842, chanefel@blm.gov

March 26, 2025

BLM seeks input on proposed sale of public lands in Lincoln County

ELY, Nev. – The Bureau of Land Management is seeking public input on the proposed sale of 66 parcels of public lands totaling approximately 5,500 acres in Lincoln County.

The proposed sale complies with the [Lincoln County Conservation, Recreation, and Development Act of 2004](#), which was enacted to establish wilderness areas and fund conservation projects in the county through the sale of public lands. Of the funds generated by the sale, 85% will support county recreation, wilderness planning, and the protection of archaeological and natural resources; 5% will go to the State of Nevada for education; and 10% will go to Lincoln County.

Information on the proposed sale is available online at the [BLM National NEPA Register](#) where input can be submitted through the “Participate Now” option (preferred). Public input may also be emailed to BLM_NV_EYDOWebmail@blm.gov or delivered to: BLM Caliente Field Office, ATTN: Jake Northup, PO Box 237, Caliente, NV 89008. The public comment period will close April 25, 2025.

For more information, please contact BLM Caliente Field Manager Michelle Campeau at 775-726-8121 or mcampeau@blm.gov.

-BLM-

The BLM manages more than 245 million acres of public land located primarily in 12 western states, including Alaska, on behalf of the American people. The BLM also administers 700 million acres of sub-surface mineral estate throughout the nation. Our mission is to sustain the health, diversity, and productivity of America’s public lands for the use and enjoyment of present and future generations.



U.S. Department of the Interior
Bureau of Land Management

Notices & Rules

[BLM Nevada](#), [Ely District](#), [Bristlecone Field Office](#)

Media Contact: Chris Hanefeld, 775-289-1842, chanefel@blm.gov

March 24, 2025

BLM signs decision record for White Pine Waterpower hydrogeologic evaluation testing

ELY, Nev. – The Bureau of Land Management today signed the decision record for the hydrogeologic evaluation testing in White Pine County. The Bureau found no significant environmental impact to moving forward with the White Pine Pumped Storage hydrogeologic evaluation test. If approved with a right-of-way grant, this would allow the company to develop informed proposals for future energy developments.

The environmental assessment analyzed White Pine Waterpower, LLC's proposal to drill two test and three monitoring wells. The wells would track groundwater response to pumping and estimate discharge and optimal pumping rates, hydrogeologic parameters, hydraulic boundaries, and approximate operating conditions for proposed production wells. Testing would take about nine days at each well, after which the company would reclaim the area.

The final environmental assessment, FONSI and decision record are available online at the [BLM National NEPA Register](#).

For more information, contact Melanie Peterson, BLM Bristlecone field manager, at 775-289-1896 or m1peters@blm.gov.

-BLM-

The BLM manages more than 245 million acres of public land located primarily in 12 western states, including Alaska, on behalf of the American people. The BLM also administers 700 million acres of sub-surface mineral estate throughout the nation. Our mission is to sustain the health, diversity, and productivity of America's public lands for the use and enjoyment of present and future generations.

Primary Roadway	Corridor/ Intersection	Roadway Limits	Description of Need	County	NDOT Working Notes	Status
I80	Corridor	I80	Update down mile markers	Eureka	Status: C301 will survey the enhanced milepost locations. (In progress)	District
SR278	Corridor	SR278/Pine Valley	Eureka would like weed abatement better coordination.	Eureka	Status: Ongoing Next year contact county and hopefully we will know the schedule (9-10-2024)	District
US50	Corridor	Main St/ US50 in Eureka	Eureka would like some collaboration with snow removal on Main Street. Eureka county requested assistance from the city and NDOT to meet with Ely maintenance manager and public works crew to remove snow berms on Main Street.	Eureka	Status: Ongoing Probably did for both routes (used to do it for SR 278) (8-14-2024).Coordinate activity. If we have the resource, we will help. The issue was discussed and resolved (9-10-2024). During the supervisor's meeting, discussed again and assessed that the coordination is complete (10-23-2024)	District
US50	Corridor	US50	Update down mile markers	Eureka	Status: C301 will survey the enhanced milepost locations. (In progress)	District
SR278	Corridor	SR278	Repainting the lines on 3rd St and SR278	Eureka	Status: Completed	District
SR278	Corridor	SR278	Update down mile markers	Eureka	Status: C301 will survey the enhanced milepost locations. (In progress)	District
US50	Corridor	US50	Sheriff Jesse would like to move the chain up sign on US50 south of Eureka to be moved more towards town across from the annex.	Eureka	Status: Completed	District

101 NORTH CARSON STREET
CARSON CITY, NEVADA 89701-3713
OFFICE: (775) 684-5670
FAX NO.: (775) 684-5685



1 STATE OF NEVADA WAY
LAS VEGAS, NEVADA 89119-4339
OFFICE: (702) 486-2500
FAX NO.: (702) 486-2505

Office of the Governor

March 26, 2025

The Honorable Doug Burgum
Secretary
U.S. Department of the Interior
1849 C Street, N.W.
Washington DC 20240

The Honorable Scott Turner
Secretary
U.S. Department of Housing and Urban Development
451 7th Street, S.W.
Washington, DC 20410

Dear Secretary Burgum and Secretary Turner:

I write today to applaud your recent creation of the Joint Task Force on Federal Land for Housing and to encourage you to consider including representation from Nevada on the Task Force. I'm encouraged by your recognition of the complex and compounded challenges states with significant federal land have as they work to address the housing crisis. I'm proud to support to the efforts of this Administration to create meaningful progress through the joint task force on this critical issue, so more Nevadans can soon realize the American dream of owning a home.

Since taking office, I have prioritized tackling Nevada's housing crisis. My administration has advocated for a streamlined land disposal process, so we can increase the availability of affordable and attainable housing in Nevada. Rising costs – driven by inflation, high interest rates, an increased cost of living, and a shrinking housing supply – have put a heavy strain on the budgets of families throughout the state.

As you know, more than 85% of Nevada's land is managed by the federal government. This significantly limits our ability to expand housing availability, since growth is stifled by the lack of land available for development. To put this into perspective, projections show that Washoe County could run out of developable land by 2027, and Clark County may face the same issue by 2032. We simply cannot afford to let this happen.

Knowing that there is no time to waste, we're already working at the state level to increase Nevada's housing inventory, and I have introduced the Nevada Housing Access and Attainability Act, AB540 this legislative session. This bill aims to increase housing development through direct partnerships with local government entities and developers, which will streamline processes, remove housing barriers, and increase our skilled workforce in our rural areas. My bill also specifically calls for continued efforts to work with the federal government to expedite the release of federal land in the state. I look forward to working with you to align our priorities and continue these efforts in conjunction with Joint Task Force on Federal Land for Housing.

As your agencies stand up the Task Force, I hope you will consider including stakeholders from Nevada. Our lands experts, housing partners, and local governments stand ready to assist and support you. On behalf of the State of Nevada, thank you for heeding our call for action, and we look forward to working with you to ensure every Nevadan—and every American—has a place they can proudly call home.

Sincerely,

A handwritten signature in blue ink, appearing to read 'Joe Lombardo', with a large, stylized initial 'J'.

Joe Lombardo
Governor

EXECUTIVE ORDER

- - - - -

PRESERVING AND PROTECTING THE INTEGRITY OF AMERICAN ELECTIONS

By the authority vested in me as President by the Constitution and the laws of the United States of America, it is hereby ordered:

Section 1. Purpose and Policy. Despite pioneering self-government, the United States now fails to enforce basic and necessary election protections employed by modern, developed nations, as well as those still developing. India and Brazil, for example, are tying voter identification to a biometric database, while the United States largely relies on self-attestation for citizenship. In tabulating votes, Germany and Canada require use of paper ballots, counted in public by local officials, which substantially reduces the number of disputes as compared to the American patchwork of voting methods that can lead to basic chain-of-custody problems. Further, while countries like Denmark and Sweden sensibly limit mail-in voting to those unable to vote in person and do not count late-arriving votes regardless of the date of postmark, many American elections now feature mass voting by mail, with many officials accepting ballots without postmarks or those received well after Election Day.

Free, fair, and honest elections unmarred by fraud, errors, or suspicion are fundamental to maintaining our constitutional Republic. The right of American citizens to have their votes properly counted and tabulated, without illegal dilution, is vital to determining the rightful winner of an election.

Under the Constitution, State governments must safeguard American elections in compliance with Federal laws that protect Americans' voting rights and guard against dilution by illegal

voting, discrimination, fraud, and other forms of malfeasance and error. Yet the United States has not adequately enforced Federal election requirements that, for example, prohibit States from counting ballots received after Election Day or prohibit non-citizens from registering to vote.

Federal law establishes a uniform Election Day across the Nation for Federal elections, 2 U.S.C. 7 and 3 U.S.C. 1. It is the policy of my Administration to enforce those statutes and require that votes be cast and received by the election date established in law. As the United States Court of Appeals for the Fifth Circuit recently held in *Republican National Committee v. Wetzel* (2024), those statutes set "the day by which ballots must be both cast by voters and received by state officials." Yet numerous States fail to comply with those laws by counting ballots received after Election Day. This is like allowing persons who arrive 3 days after Election Day, perhaps after a winner has been declared, to vote in person at a former voting precinct, which would be absurd.

Several Federal laws, including 18 U.S.C. 1015 and 611, prohibit foreign nationals from registering to vote or voting in Federal elections. Yet States fail adequately to vet voters' citizenship, and, in recent years, the Department of Justice has failed to prioritize and devote sufficient resources for enforcement of these provisions. Even worse, the prior administration actively prevented States from removing aliens from their voter lists.

Additionally, Federal laws, such as the National Voter Registration Act (Public Law 103-31) and the Help America Vote Act (Public Law 107-252), require States to maintain an accurate and current Statewide list of every legally registered voter in the State. And the Department of Homeland Security is required

to share database information with States upon request so they can fulfill this duty. See 8 U.S.C. 1373(c). Maintaining accurate voter registration lists is a fundamental requirement in protecting voters from having their ballots voided or diluted by fraudulent votes.

Federal law, 52 U.S.C. 30121, prohibits foreign nationals from participating in Federal, State, or local elections by making any contributions or expenditures. But foreign nationals and non-governmental organizations have taken advantage of loopholes in the law's interpretation, spending millions of dollars through conduit contributions and ballot-initiative-related expenditures. This type of foreign interference in our election process undermines the franchise and the right of American citizens to govern their Republic.

Above all, elections must be honest and worthy of the public trust. That requires voting methods that produce a voter-verifiable paper record allowing voters to efficiently check their votes to protect against fraud or mistake. Election-integrity standards must be modified accordingly.

It is the policy of my Administration to enforce Federal law and to protect the integrity of our election process.

Sec. 2. Enforcing the Citizenship Requirement for Federal Elections. To enforce the Federal prohibition on foreign nationals voting in Federal elections:

(a) (i) Within 30 days of the date of this order, the Election Assistance Commission shall take appropriate action to require, in its national mail voter registration form issued under 52 U.S.C. 20508:

(A) documentary proof of United States citizenship, consistent with 52 U.S.C. 20508 (b) (3); and

(B) a State or local official to record on the form the type of document that the applicant presented as documentary proof of United States citizenship, including the date of the document's issuance, the date of the document's expiration (if any), the office that issued the document, and any unique identification number associated with the document as required by the criteria in 52 U.S.C. 21083(a) (5) (A), while taking appropriate measures to ensure information security.

(ii) For purposes of subsection (a) of this section, "documentary proof of United States citizenship" shall include a copy of:

(A) a United States passport;

(B) an identification document compliant with the requirements of the REAL ID Act of 2005 (Public Law 109-13, Div. B) that indicates the applicant is a citizen of the United States;

(C) an official military identification card that indicates the applicant is a citizen of the United States; or

(D) a valid Federal or State government-issued photo identification if such identification indicates that the applicant is a United States citizen or if such identification is otherwise accompanied by proof of United States citizenship.

(b) To identify unqualified voters registered in the States:

(i) the Secretary of Homeland Security shall, consistent with applicable law, ensure that State and local officials have, without the requirement of the payment of a fee, access to appropriate systems for verifying the citizenship or immigration status of individuals registering to vote or who are already registered;

(ii) the Secretary of State shall take all lawful and appropriate action to make available information from relevant databases to State and local election officials engaged in verifying the citizenship of individuals registering to vote or who are already registered; and

(iii) the Department of Homeland Security, in coordination with the DOGE Administrator, shall review each State's publicly available voter registration list and available records concerning voter list maintenance activities as required by 52 U.S.C. 20507, alongside Federal immigration databases and State records requested, including through subpoena where necessary and authorized by law, for consistency with Federal requirements.

(c) Within 90 days of the date of this order, the Secretary of Homeland Security shall, consistent with applicable law, provide to the Attorney General complete information on all foreign nationals who have indicated on any immigration form that they have registered or voted in a Federal, State, or local election, and shall also take all appropriate action to submit to relevant State or local election officials such information.

(d) The head of each Federal voter registration executive department or agency (agency) under the National Voter

Registration Act, 52 U.S.C. 20506(a), shall assess citizenship prior to providing a Federal voter registration form to enrollees of public assistance programs.

(e) The Attorney General shall prioritize enforcement of 18 U.S.C. 611 and 1015(f) and similar laws that restrict non-citizens from registering to vote or voting, including through use of:

- (i) databases or information maintained by the Department of Homeland Security;
- (ii) State-issued identification records and driver license databases; and
- (iii) similar records relating to citizenship.

(f) The Attorney General shall, consistent with applicable laws, coordinate with State attorneys general to assist with State-level review and prosecution of aliens unlawfully registered to vote or casting votes.

Sec. 3. Providing Other Assistance to States Verifying Eligibility. To assist States in determining whether individuals are eligible to register and vote:

(a) The Commissioner of Social Security shall take all appropriate action to make available the Social Security Number Verification Service, the Death Master File, and any other Federal databases containing relevant information to all State and local election officials engaged in verifying the eligibility of individuals registering to vote or who are already registered. In determining and taking such action, the Commissioner of Social Security shall ensure compliance with applicable privacy and data security laws and regulations.

(b) The Attorney General shall ensure compliance with the requirements of 52 U.S.C. 20507(g).

(c) The Attorney General shall take appropriate action with respect to States that fail to comply with the list maintenance requirements of the National Voter Registration Act and the Help America Vote Act contained in 52 U.S.C. 20507 and 52 U.S.C. 21083.

(d) The Secretary of Defense shall update the Federal Post Card Application, pursuant to the Uniformed and Overseas Citizens Absentee Voting Act, 52 U.S.C. 20301, to require:

- (i) documentary proof of United States citizenship, as defined by section 2(a)(ii) of this order; and
- (ii) proof of eligibility to vote in elections in the State in which the voter is attempting to vote.

Sec. 4. Improving the Election Assistance Commission.

(a) The Election Assistance Commission shall, pursuant to 52 U.S.C. 21003(b)(3) and 21142(c) and consistent with applicable law, take all appropriate action to cease providing Federal funds to States that do not comply with the Federal laws set forth in 52 U.S.C. 21145, including the requirement in 52 U.S.C. 20505(a)(1) that States accept and use the national mail voter registration form issued pursuant to 52 U.S.C. 20508(a)(1), including any requirement for documentary proof of United States citizenship adopted pursuant to section 2(a)(ii) of this order.

(b)(i) The Election Assistance Commission shall initiate appropriate action to amend the Voluntary Voting System Guidelines 2.0 and issue other appropriate guidance establishing standards for voting systems to protect election integrity. The amended guidelines and other guidance shall provide that voting systems should not use a ballot in which a vote is contained within a barcode or quick-response code in the vote counting process except where necessary to accommodate individuals with

disabilities, and should provide a voter-verifiable paper record to prevent fraud or mistake.

(ii) Within 180 days of the date of this order, the Election Assistance Commission shall take appropriate action to review and, if appropriate, re-certify voting systems under the new standards established under subsection (b) (i) of this section, and to rescind all previous certifications of voting equipment based on prior standards.

(c) Following an audit of Help America Vote Act fund expenditures conducted pursuant to 52 U.S.C. 21142, the Election Assistance Commission shall report any discrepancies or issues with an audited State's certifications of compliance with Federal law to the Department of Justice for appropriate enforcement action.

(d) The Secretary of Homeland Security and the Administrator of the Federal Emergency Management Agency, consistent with applicable law, shall in considering the provision of funding for State or local election offices or administrators through the Homeland Security Grant Programs, 6 U.S.C. 603 *et seq.*, heavily prioritize compliance with the Voluntary Voting System Guidelines 2.0 developed by the Election Assistance Commission and completion of testing through the Voting System Test Labs accreditation process.

Sec. 5. Prosecuting Election Crimes. To protect the franchise of American citizens and their right to participate in fair and honest elections:

(a) The Attorney General shall take all appropriate action to enter into information-sharing agreements, to the maximum extent possible, with the chief State election official or multi-member agency of each State. These agreements shall aim

to provide the Department of Justice with detailed information on all suspected violations of State and Federal election laws discovered by State officials, including information on individuals who:

- (i) registered or voted despite being ineligible or who registered multiple times;
- (ii) committed election fraud;
- (iii) provided false information on voter registration or other election forms;
- (iv) intimidated or threatened voters or election officials; or
- (v) otherwise engaged in unlawful conduct to interfere in the election process.

(b) To the extent that any States are unwilling to enter into such an information sharing agreement or refuse to cooperate in investigations and prosecutions of election crimes, the Attorney General shall:

- (i) prioritize enforcement of Federal election integrity laws in such States to ensure election integrity given the State's demonstrated unwillingness to enter into an information-sharing agreement or to cooperate in investigations and prosecutions; and
- (ii) review for potential withholding of grants and other funds that the Department awards and distributes, in the Department's discretion, to State and local governments for law enforcement and other purposes, as consistent with applicable law.

(c) The Attorney General shall take all appropriate action to align the Department of Justice's litigation positions with the purpose and policy of this order.

Sec. 6. Improving Security of Voting Systems. To improve the security of all voting equipment and systems used to cast ballots, tabulate votes, and report results:

(a) The Attorney General and the Secretary of Homeland Security shall take all appropriate actions to the extent permitted by 42 U.S.C. 5195c and all other applicable law, so long as the Department of Homeland Security maintains the designation of election infrastructure as critical infrastructure, as defined by 42 U.S.C. 5195c(e), to prevent all non-citizens from being involved in the administration of any Federal election, including by accessing election equipment, ballots, or any other relevant materials used in the conduct of any Federal election.

(b) The Secretary of Homeland Security shall, in coordination with the Election Assistance Commission and to the maximum extent possible, review and report on the security of all electronic systems used in the voter registration and voting process. The Secretary of Homeland Security, as the head of the designated Sector Risk Management Agency under 6 U.S.C. 652a, in coordination with the Election Assistance Commission, shall assess the security of all such systems to the extent they are connected to, or integrated into, the Internet and report on the risk of such systems being compromised through malicious software and unauthorized intrusions into the system.

Sec. 7. Compliance with Federal Law Setting the National Election Day. To achieve full compliance with the Federal laws that set the uniform day for appointing Presidential electors and electing members of Congress:

(a) The Attorney General shall take all necessary action to enforce 2 U.S.C. 7 and 3 U.S.C. 1 against States that violate these provisions by including absentee or mail-in ballots

received after Election Day in the final tabulation of votes for the appointment of Presidential electors and the election of members of the United States Senate and House of Representatives.

(b) Consistent with 52 U.S.C. 21001(b) and other applicable law, the Election Assistance Commission shall condition any available funding to a State on that State's compliance with the requirement in 52 U.S.C. 21081(a)(6) that each State adopt uniform and nondiscriminatory standards within that State that define what constitutes a vote and what will be counted as a vote, including that, as prescribed in 2 U.S.C. 7 and 3 U.S.C. 1, there be a uniform and nondiscriminatory ballot receipt deadline of Election Day for all methods of voting, excluding ballots cast in accordance with 52 U.S.C. 20301 *et seq.*, after which no additional votes may be cast.

Sec. 8. Preventing Foreign Interference and Unlawful Use of Federal Funds. The Attorney General, in consultation with the Secretary of the Treasury, shall prioritize enforcement of 52 U.S.C. 30121 and other appropriate laws to prevent foreign nationals from contributing or donating in United States elections. The Attorney General shall likewise prioritize enforcement of 31 U.S.C. 1352, which prohibits lobbying by organizations or entities that have received any Federal funds.

Sec. 9. Federal Actions to Address Executive Order 14019. The heads of all agencies, and the Election Assistance Commission, shall cease all agency actions implementing Executive Order 14019 of March 7, 2021 (Promoting Access to Voting), which was revoked by Executive Order 14148 of on January 20, 2025 (Initial Rescissions of Harmful Executive Orders and Actions), and, within 90 days of the date of this order, submit to the President, through the Assistant to the

President for Domestic Policy, a report describing compliance with this order.

Sec. 10. Severability. If any provision of this order, or the application of any provision to any agency, person, or circumstance, is held to be invalid, the remainder of this order and the application of its provisions to any other agencies, persons, or circumstances shall not be affected thereby.

Sec. 11. General Provisions. (a) Nothing in this order shall be construed to impair or otherwise affect:

- (i) the authority granted by law to an executive department or agency, or the head thereof; or
- (ii) the functions of the Director of the Office of Management and Budget relating to budgetary, administrative, or legislative proposals.

(b) This order shall be implemented consistent with applicable law and subject to the availability of appropriations.

(c) This order is not intended to, and does not, create any right or benefit, substantive or procedural, enforceable at law or in equity by any party against the United States, its departments, agencies, or entities, its officers, employees, or agents, or any other person.

DONALD J. TRUMP

THE WHITE HOUSE,

March 25, 2025.



Town of Crescent Valley

5045 Tenabo Ave., Suite #101
Crescent Valley, NV 89821
Phone: 775-468-0326
Fax: 775-468-0331



Crescent Valley Town Advisory Board

**** Chair Diana Kersey ** Vice-Chair Jeremy Rice ** Member Laura Shivers****

Posted on or before March 26, 2025

Agenda April 2, 2025 @ 5:00 PM

NOTICE IS HEREBY GIVEN that the Crescent Valley Town Advisory Board will meet on **April 2, 2025, at 5:00 p.m.** in the Crescent Valley Town Center located at 5045 Tenabo Avenue, Crescent Valley, Nevada.

Items on the agenda may be taken out of the order presented at the discretion of the Chair. Items may be removed from the agenda prior to, or during, the meeting; related items may be combined for discussion. The phrase "(For Possible Action)" after an agenda item means the Board may, but is not required to, take action on an item. Supporting materials for meetings may be obtained by contacting the Board Secretary at 775-468-0326. Posted in Crescent Valley at: Crescent Valley Town Hall, Crescent Valley Library, and Crescent Valley and Beowawe Mailboxes. This agenda is posted electronically on the Eureka County (www.co.eureka.nv.us) and Nevada (www.notice.nv.gov) websites. **Notice to persons with disabilities:** If you require special assistance, please notify the Board Secretary at 775-468-0326 prior to the meeting.

A. CALL TO ORDER

- a. Approval of the agenda notice with addition of any emergency item and/or deletion of any item.
Unless otherwise stated, items may be taken out of the order presented on the agenda at the discretion of the Chair. (For Possible Action)
- b. Pledge of Allegiance.

B. ROLL CALL

C. PUBLIC COMMENT

- a. Public comment and discussion. *Notice: No action may be taken on a matter raised under this item until the matter has been specifically included on an agenda as an item upon which action may be taken. Public comment may be limited to three (3) minutes per person. Public comment may be allowed on ACTION items, in addition to the two times specified on the agenda. (Discussion)*
- b. Consider items requiring action to be placed on the agenda for the next regular meeting. *Notice: The public is welcome to request agenda items for future meetings during the Public Comment period, or may consult with one or more of the Town Board Members independently to request agenda items for future meetings. (Discussion)*

D. REVIEW MINUTES

- a. Review and approve the minutes of March 19, 2025. *(For Possible Action)*

E. EUREKA COUNTY SHERIFF UPDATE

- a. Sheriff Miles Umina will provide an update regarding the Eureka County Sheriff Office.
(Discussion)

F. CRESCENT VALLEY FIRE DEPARTMENT

- a. Jeremy Rice will provide an update regarding the Crescent Valley Fire Department. *(Discussion)*

G. CRESCENT VALLEY FUN DAYS

- a. Discuss events for Crescent Valley Fun Days. *(Discussion)*

H. COMMISSIONER MEETING UPDATE

- a. Update from April 1, 2025. *(Discussion)*

I. CORRESPONDENCE

- a. Review and discuss correspondence, and, if needed, place any topic on next agenda for discussion or action. *(Discussion)*

J. PUBLIC COMMENT AND DISCUSSION

- a. Public comment and discussion. *Notice: No action may be taken on a matter raised under item until the matter has been specifically included on an agenda as an item upon which action may be taken. Public Comment may be limited to three (3) minutes per person. Public comment may be allowed on ACTION items, in addition to the two times specified on the agenda. (Discussion)*
- b. Consider items requiring action to be placed on the agenda for the next regular meeting. *Notice: The public is welcome to request agenda items for future meetings during the Public Comment period, or may consult with one or more of the Town Board Members independently to request agenda items for future meetings. (Discussion)*

K. ADJOURNMENT

- a. Adjournment of meeting. *(For Possible Action)*



Fact Sheet: President Donald J. Trump Protects the Integrity of American Elections

RESTORING TRUST IN AMERICAN ELECTIONS: Today, President Donald J. Trump signed an Executive Order to protect the integrity of American elections.

- This Order strengthens voter citizenship verification and bans foreign nationals from interfering in U.S. elections.
 - The Election Assistance Commission will require documentary, government-issued proof of U.S. citizenship on its voter registration forms.
 - Agencies like the Department of Homeland Security (DHS), Social Security Administration and Department of State must provide states with access to Federal databases to verify eligibility and citizenship of individuals registering to vote.
 - The Attorney General will prioritize prosecuting non-citizen voting and related crimes, including through use of DHS records and coordination with state attorneys general.
- Federal election-related funds will be conditioned on states complying with the integrity measures set forth by Federal law, including the requirement that states use the national mail voter registration form that will now require proof of citizenship.
- The Order improves the integrity of elections by directing the updating of the Voluntary Voting System Guidelines 2.0 and security standards for voting equipment and prioritizing federal grant funds accordingly.
 - This includes requiring a voter-verifiable paper ballot record and not using ballots in which the counted vote is contained within a barcode or QR code.
- It directs the Attorney General to enter into information-sharing agreements with state election officials to identify cases of election fraud or other election law violations.
 - Non-compliant states may face prioritized Federal enforcement of election integrity laws and loss of funding given their unwillingness to police fraud.
- The Attorney General and Secretary of Homeland Security shall prevent non-citizens from any involvement in administering elections.
- The Attorney General will fully enforce the voter-list maintenance requirements of the National Voter Registration Act and the Help America Vote Act.
- Given clear Federal law setting a single Election Day deadline, the Attorney General shall take appropriate action against states that count ballots received after Election Day in Federal elections. Federal election funding will be conditioned on compliance.



- The Attorney General will prioritize enforcement of laws prohibiting foreign nationals from contributing to or donating in U.S. elections.
- All agencies must report on compliance with undoing Biden Executive Order 14019, which turned Federal agencies into Democratic voter turnout centers.

SAFEGUARDING THE VOTE: President Trump recognizes that free, fair, and honest elections—unmarred by fraud, errors, or suspicion—are essential to our Constitutional Republic.

- The United States lags behind other nations in enforcing basic and necessary election protections.
 - India and Brazil tie voter identification to a biometric database, while the United States largely relies on self-attestation for citizenship.
 - Germany and Canada require paper ballots when tabulating votes, while the United States has a patchwork of methods that often lack basic chain-of-custody protections.
 - Denmark and Sweden sensibly limit mail-in voting to those unable to vote in person—and late arrivals do not count—while American elections now feature mass voting by mail, even after Election Day.
- Without proper enforcement of Federal laws, illegal voting, discrimination, fraud, and other forms of malfeasance and error dilute the votes of lawful American citizens.
- Federal law establishes a uniform Election Day across the nation for Federal elections, but numerous states fail to comply with those laws by counting ballots received after Election Day.
- The Biden Administration blocked states from removing aliens from voter rolls, while foreign nationals and non-governmental organizations (NGOs) exploited loopholes to pour millions into influencing U.S. elections.

MAKING ELECTIONS SECURE AGAIN: Voters deserve elections they can trust, and that confidence is being restored thanks to President Trump.

- President Trump is following through on his promise to secure our elections.
 - President Trump: “We’re going to fix our elections so that our elections are going to be honorable and honest and people leave and they know their vote is counted. We are going to have free and fair elections. And ideally, we go to paper ballots, same-day voting, proof of citizenship, very big, and voter ID, very simple.”



- President Trump: “We will secure our elections, and they will be secure once and for all.”
- Unlike the Biden Administration, which prioritized political agendas over fair elections, President Trump is putting the American people back in charge.

101 NORTH CARSON STREET
CARSON CITY, NEVADA 89701-3713
OFFICE: (775) 684-5670
FAX NO.: (775) 684-5685



1 STATE OF NEVADA WAY
LAS VEGAS, NEVADA 89119-4339
OFFICE: (702) 486-2500
FAX NO.: (702) 486-2505

Office of the Governor

March 26, 2025

The Honorable Doug Burgum
Secretary
U.S. Department of the Interior
1849 C Street, N.W.
Washington DC 20240

The Honorable Scott Turner
Secretary
U.S. Department of Housing and Urban Development
451 7th Street, S.W.
Washington, DC 20410

Dear Secretary Burgum and Secretary Turner:

I write today to applaud your recent creation of the Joint Task Force on Federal Land for Housing and to encourage you to consider including representation from Nevada on the Task Force. I'm encouraged by your recognition of the complex and compounded challenges states with significant federal land have as they work to address the housing crisis. I'm proud to support to the efforts of this Administration to create meaningful progress through the joint task force on this critical issue, so more Nevadans can soon realize the American dream of owning a home.

Since taking office, I have prioritized tackling Nevada's housing crisis. My administration has advocated for a streamlined land disposal process, so we can increase the availability of affordable and attainable housing in Nevada. Rising costs – driven by inflation, high interest rates, an increased cost of living, and a shrinking housing supply – have put a heavy strain on the budgets of families throughout the state.

As you know, more than 85% of Nevada's land is managed by the federal government. This significantly limits our ability to expand housing availability, since growth is stifled by the lack of land available for development. To put this into perspective, projections show that Washoe County could run out of developable land by 2027, and Clark County may face the same issue by 2032. We simply cannot afford to let this happen.

Knowing that there is no time to waste, we're already working at the state level to increase Nevada's housing inventory, and I have introduced the Nevada Housing Access and Attainability Act, AB540 this legislative session. This bill aims to increase housing development through direct partnerships with local government entities and developers, which will streamline processes, remove housing barriers, and increase our skilled workforce in our rural areas. My bill also specifically calls for continued efforts to work with the federal government to expedite the release of federal land in the state. I look forward to working with you to align our priorities and continue these efforts in conjunction with Joint Task Force on Federal Land for Housing.

As your agencies stand up the Task Force, I hope you will consider including stakeholders from Nevada. Our lands experts, housing partners, and local governments stand ready to assist and support you. On behalf of the State of Nevada, thank you for heeding our call for action, and we look forward to working with you to ensure every Nevadan—and every American—has a place they can proudly call home.

Sincerely,

A handwritten signature in blue ink, appearing to read 'Joe Lombardo', with a large loop at the beginning and a horizontal stroke at the end.

Joe Lombardo
Governor